

SINGER
131W103,W104

LIST OF PARTS



MACHINES

Nos. 131w103 and 131w104

THE SINGER MANUFACTURING COMPANY

INDEX

	PAGE
ACCESSORIES	26
ATTACHMENT SLIDE PLATES	29
BED SLIDES	30
BOBBIN WINDER	26
FEED DOGS	33
KNEE LIFTER	27
MACHINE No. 131w103	7
" " 131w104	17
NEEDLE HOLDERS	34
NUMERICAL LIST OF PARTS	47
OBSOLETE PARTS	46
PRESSER FEET	37
THREAD UNWINDERS	28
THROAT PLATES	42

From the library of: Diamond Needle Corp

Instructions for Ordering

In ordering from this list, use **ONLY** the **PART** number in the **FIRST** column.

The number stamped on a Sewing Machine Part is the number of the Single Part only, except when the part includes Set Screws, Clamping Screws, Studs and Rollers Spun on, Small Wires riveted, or Parts soldered together, etc., which it is necessary to furnish in combination.

Every combination of parts sent out has its specific number which, although not stamped on Parts (except in above cases) must be used when ordering the combination.

Each number always indicates the **SAME PART** in whatever list it appears, or for whatever Machine.

The letters after some of the numbers indicate the style of finish only, as follows:

- A. Hardened, Polished and Plated.
- B. Polished and Plated.
- C. Hardened only.
- D. Polished only.
- E. Soft, not polished.
- F. Hardened and Polished.
- H. Blued.

These letters **MUST BE USED** when they appear in the list and **AFTER** the number, as in the list.

In this series

- 200001 to 201500 are Screw Numbers.
- 201501 to 201800 are Nut Numbers.
- 201801 to 202000 are Roller Numbers.
- 202001 and upward are numbers of Machine Parts.


The figures in the second column refer only to the plate in which the illustration of the part is shown and are **NOT TO BE USED** in ordering.

Two or more numbers over a cut indicate that the difference between such parts is not visible in an illustration.

Parts marked with an asterisk (*) are furnished only when repairs are made at the factory.

LIST OF PARTS COMPLETE

FOR



MACHINE No. 131w103

For Corset Stripping, Skirt, Cloak and Suit Manufacture

Three Needles. Three Vertical Hooks.

In gauges from $\frac{3}{16}$ to $\frac{1}{8}$ in., each side of center needle.

No.	Plate	Name
*235801	---	Arm with 202135
202247	13501	" Cap
200278II	13502	" " Screw
202248	13502	" " " Washer
204235	13502	" Position Pin (3)
200010E	13502	" Screw (3)
202005	13502	" " Washer (3)
235803	13504	" Shaft with 200357E and 203100
235804	13501	" " Bushing (back) with
		202299
202299	---	Arm Shaft Bushing (back) Oil
		Packing (wick)
200071E	13502	Arm Shaft Bushing (back) Screw
		(3)
202245	13501	Arm Shaft Bushing (front) with
		202036 and 202260
202260	---	Arm Shaft Bushing (front) Oil
		Packing (wick)

From the library of: Diamond Needle Corp.

No.	Plate	Name
200502B	13502	Arm Shaft Bushing (front) Oil Packing Thumb Screw
202036	13502	Arm Shaft Bushing (front) Position Pin
200338c	13502	Arm Shaft Bushing (front) Set Screw
203100	---	Arm Shaft Oil Packing (wick) ..
200357E	13502	" " " " Stop Screw
236064	13501	Attachment Slide Plate with 213479 and 236061
236061	13502	Attachment Slide Plate Friction Slide
213479	13502	Attachment Slide Plate Friction Slide Spring
235806	13504	Balance Wheel (belt groove 2½ in. diam.) with 200328c and 200335c ..
200328c	13502	Balance Wheel Position Screw ...
200335c	13502	" " Set Screw
*235807	---	Bed
202258	12345	" Hinge Connection (2)
200570E	13502	" " " Screw (4) ...
350043E	---	" Oil Stop Screw (4)
235813	13514	" Slide (back) with 213479 and 236061
235811	13514	Bed Slide (front) with 213479 and 236061, for use with Throat Plates in gauges from ⅜ to ½ in. each side of center needle ...
236061	13502	Bed Slide Friction Slide
213479	13502	" " " Spring
223811	13502	" " Stop (2)
223812	13502	" " " Spring (2)
203470	13503	Bobbin
*236081	---	" Case
203648	13503	" " Latch
*202056	---	" " " Pin
203473	13503	" " " Plunger
203474	13503	" " " Spring
236078	13503	" " Lever
203476	---	" " " Eccentric
204243	13503	" " " " Position Pin
236079	13503	Bobbin Case Lever Fulcrum
200056E	10882	" " " " Screw
223855	13503	" " " Slide Stud
236083	13503	" " Tension Spring
201016c	13503	" " " " Regulating Screw
200594c	13503	Bobbin Case Tension Spring Screw ..
203216	---	" " Washer (cloth)

No.	Plate	Name
236082	13503	Bobbin Case complete, Nos. 200594c, 201016c, 202056, 203216, 203473, 203474, 203648, 236081 and 236083
202271	13501	Face Plate
202135	13502	" " Position Pin
200462B	13502	" " Thumb Screw
235816	13501	Feed Bar
201223c	13502	" " Hinge Screw (driving) ..
201518E	13502	" " " " Nut
235822	13515	" Dog, for 236013
201491E	---	" " Screw (2)
235842	13504	" Driving Connection with 200054E and 202277
200545c	13502	Feed Driving Connection Hinge Screw
204518E	13502	Feed Driving Connection Hinge Screw Nut
202277	---	Feed Driving Connection Oil Packing (wick)
200054E	13502	Feed Driving Connection Pinch Screw
202300	13503	Feed Driving Eccentric Regulating Bracket
200256D	13503	Feed Driving Eccentric Regulating Bracket Hinge Screw
201525E	13503	Feed Driving Eccentric Regulating Bracket Hinge Screw Nut
202301	13503	Feed Driving Eccentric Regulating Bracket Plunger
202595	13503	Feed Driving Eccentric Regulating Bracket Plunger Spring
200607c	13503	Feed Driving Eccentric Regulating Bracket Plunger Spring Stop Screw
200256D	13503	Feed Driving Eccentric Regulating Bracket Stop Screw
201525E	13503	Feed Driving Eccentric Regulating Bracket Stop Screw Nut
200429c	13503	Feed Driving Eccentric Regulating Screw
200383c	13503	Feed Driving Eccentric Regulating Screw Check Screw
235843	13504	Feed Driving Rock Shaft
235844	---	" " " " 235843 with 201223c, 201518E and 235816 ..
202305	13502	Feed Driving Rock Shaft Center (2)
200346c	13502	Feed Driving Rock Shaft Center Set Screw (back)

No.	Plate	Name
235845	13502	Feed Driving Rock Shaft Center Set Screw (back) Extension Pin
200346c	13502	Feed Driving Rock Shaft Center Set Screw (front)
235846	13503	Feed Driving Rock Shaft Crank with 200038c
200038c	13503	Feed Driving Rock Shaft Crank Pinch Screw
213354	13504	Feed Lifting Connection with 200054e and 202277
200545c	13502	Feed Lifting Connection Hinge Screw
201518e	13502	Feed Lifting Connection Hinge Screw Nut
202277	—	Feed Lifting Connection Oil Packing (wick)
200054e	13502	Feed Lifting Connection Pinch Screw
235847	13505	Feed Lifting Eccentric with 200378c and 200396c
200396c	13505	Feed Lifting Eccentric Position Screw
200378c	10880	Feed Lifting Eccentric Set Screw
235848	13504	" " Rock Shaft
202305	13502	" " " " Center (2)
200346c	13502	" " " " " Set Screw (back)
235849	13505	Feed Lifting Rock Shaft Center Set Screw (back) Extension Pin ...
200346c	13502	Feed Lifting Rock Shaft Center Set Screw (front)
235850	13505	Feed Lifting Rock Shaft Crank with 200038c
200038c	13503	Feed Lifting Rock Shaft Crank Pinch Screw
235851	13505	Feed Lifting Rock Shaft Slide Block
235852	13505	Feed Lifting Rock Shaft Slide Block Crank with two 200386c ..
200386c	13505	Feed Lifting Rock Shaft Slide Block Crank Set Screw
236080	13501	Feed Regulating Spindle with 202311, 202443, 202619 and 210554
*202311	—	Feed Regulating Spindle Head ...
202443	13505	" " " " " Pin
202619	13505	" " " " " Position Pin
210554	13505	Feed Regulating Spindle Spring (flat)

No.	Plate	Name
*203522	—	Hook (sewing) (balanced)
203523	13505	" 203522 with 203525 and two 201253e
236072	—	Hook and Bobbin Case complete, Nos. 203523 and 236082
235853	13505	Hook Driving Gear (spiral) (center) with 200383c and 200398c ..
235854	13505	Hook Driving Gear (spiral) (left or right) with 200383c and 200398c
235855	13504	Hook Driving Gear Guard
200025c	13505	" " " " Screw (2)
200398c	13505	" " " " Position Screw
200383c	13503	" " " " Set Screw
235856	13504	" " Shaft
235857	13505	" " " Bevel Gear with 200374c and 200396c
201405E	13505	Hook Driving Shaft Bevel Gear Guard Screw
235858	—	Hook Driving Shaft Bevel Gear (Guard Section (back))
235859	—	Hook Driving Shaft Bevel Gear (Guard Section (front))
235860	13501	Hook Driving Shaft Bevel Gear Guard complete, Nos. 201405E, 235858 and 235859
200396c	13505	Hook Driving Shaft Bevel Gear Position Screw
200374c	13505	Hook Driving Shaft Bevel Gear Set Screw
235861	13505	Hook Driving Shaft Bushing (back)
202321	13505	Hook Driving Shaft Bushing (center)
235862	13505	Hook Driving Shaft Bushing (front)
200346c	13502	Hook Driving Shaft Bushing Set Screw (3)
221743	13506	Hook Driving Shaft Collar with two 200380c (2)
200380c	11614	Hook Driving Shaft Collar Set Screw
202244	—	Hook Driving Shaft Oil Packing (wick)
203525	13506	Hook Gib
201253E	13506	" " Screw
235863	13507	" Saddle (center)
235864	13507	" " (left or right)
236069	13506	" " Needle Guard (center)

No.	Plate	Name
200132E	13506	Hook Saddle Needle Guard (center) Screw
236070	13506	Hook Saddle Needle Guard (left or right)
200900H	13506	Hook Saddle Needle Guard (left or right) Screw
200034c	13506	Hook Saddle Screw (8)
235865	13506	" " " Washer (8) ...
235869	—	Hook Saddle (center) complete, Nos. 200056E, 200555H, 203527, 223855, 235863, 235866, 235867, 236069, 236072, 236078, 236079 and two 200132E
235870	—	Hook Saddle (left) complete, Nos. 200056E, 200555H, 203527, 223855, 235864, 235866, 235868, 236070, 236072, 236078, 236079 and two 200900H
236071	—	Hook Saddle (right) complete, Nos. 200056E, 200555H, 203527, 223855, 235864, 235866, 235868, 236070, 236072, 236078, 236079 and two 200900H
235866	13506	Hook Socket
235867	13506	" " Gear (spiral) (center) with two 200383c
235868	13506	Hook Socket Gear (spiral) (left or right) with two 200383c
200383c	13503	Hook Socket Gear Set Screw
200555H	13506	" " Screw
213037	—	" Washer
203527	13506	" " 213037 with 203476 and two 204243
202445	13507	Knee Lifter Connection Lever with 202446
200224H	11614	Knee Lifter Connection Lever Hinge Screw
213879	13507	Knee Lifter Connection Lever Lifting Rod with 202302
202302	13506	Knee Lifter Connection Lever Lifting Rod Cotter Pin
202446	13506	Knee Lifter Connection Lever Pin
202448	13507	" " Lifting Lever
200262H	11614	" " " " Hinge Screw
223686	13507	Needle Bar
235871	13506	" " Bushing (lower)
235872	13506	" " " (upper)
200352c	13506	" " " Set Screw (2)
202552	13508	" " Connecting Link

No.	Plate	Name
236073	13508	Needle Bar Connecting Link Oil Guard
200161D	13508	Needle Bar Connecting Link Oil Guard Screw
202333	13508	Needle Bar Connecting Link Stud with 202254
202254	—	Needle Bar Connecting Link Stud Oil Packing (wick)
200374c	13505	Needle Bar Connecting Link Stud Set Screw
200383c	13503	Needle Bar Connecting Link Stud Set Screw
223688	13508	Needle Bar Connecting Stud with 200072c and 202330
202330	—	Needle Bar Connecting Stud Oil Packing (wick)
200072c	13508	Needle Bar Connecting Stud Pinch Screw
202692	13507	Needle Bar Crank with 200335c, 200374c, 200383c, 200428c and 202333
235874	—	Needle Bar Crank 202692 with 202399, 202400, 202552, 223688 and 236001
203172	13508	Needle Bar Crank Friction Washer
200428c	13508	" " " Position Screw..
200335c	13502	" " " Set Screw
235875	13515	" Holder, in gauges from $\frac{1}{8}$ to $\frac{1}{4}$ in. (each side of center needle) with 201030F and three 201350F
201030F	13509	Needle Holder Screw
201350F	13509	" Set Screw
236067	13507	Presser Bar with 200074F
235900	13508	" " Bushing
200352c	13506	" " " Set Screw
202554	—	" " Lifter
200653c	13508	" " " Hinge Screw ..
202340	13508	" " Lifting Releasing Lever Bracket
200260D	13508	Presser Bar Lifting Releasing Lever Bracket Guide Screw
202342	13508	Presser Bar Lifting Releasing Lever Bracket Spring (spiral) ..
235901	13508	Presser Bar Position Guide with 200054E
200054E	13502	Presser Bar Position Guide Pinch Screw
236089	—	Presser Bar Spring
202346	13509	" " " Stop Rod

No.	Plate	Name
200492B	13509	Presser Bar Thumb Screw (pressure regulating)
200475B	13509	Presser Bar Thumb Screw Thumb Set Screw
202355	13509	Presser Bar Thumb Screw Thumb Set Screw Packing (brass)
230795	13509	Presser Foot Hinge Pin
235920	---	" " Plate, for 235921
235913	---	" " " " 235914
235923	---	" " " " 235924
200074F	13509	" " Screw
235911	---	" " Shank
235921	13517	Presser Foot (hinged) complete, 40 needle hole, in gauges from $\frac{3}{8}$ to $\frac{11}{16}$ in. (each side of center needle), Nos. 230795, 235911 and 235920
236001	13509	Take-up Lever
202399	13509	" " Driving Stud with 202277
202277	---	Take-up Lever Driving Stud Oil Packing (wick)
202400	13509	Take-up Lever Hinge Stud with 202423
202423	---	Take-up Lever Hinge Stud Oil Packing (wick)
200383C	13503	Take-up Lever Hinge Stud Set Screw
202401	---	Take-up Lever Oiling Felt
200132E	13506	" " " " Screw
236002	13511	Tension Bracket with three each 200397H, 201224B and 236060 ..
200159F	13509	Tension Bracket Screw
234047	13509	" " " Socket
200368H	13509	" " " " Set Screw
236003	---	Tension Bracket complete, Nos. 200978H, 201199F, 223706, 223707, 236002, 236004, two 200309E, three each 202407, 204059, 204271, 223704, four 201572B and six 202402
202402	13510	Tension Disc
236060	13510	" " Position Pin
236004	13510	" Release Lever
236005	13510	" " " Rod
200309E	13510	" " " Screw
223704	13510	" " Plunger
204271	13510	" " Washer

No.	Plate	Name
202407	10881	Tension Spring
201224B	13510	" Stud
201572B	10881	" Thumb Nut
223706	13510	Thread Controller Disc
200978H	13510	" " " Screw ...
223707	13510	" " Spring
236006	13510	" " " Stop
200132E	13506	" " " " Screw ..
201199F	13510	" " Stud with 204925 ..
200084F	---	" " " Set Screw ..
201572B	10881	" " " Thumb Nut ..
204925	13510	" " " Washer
202412	13510	" Guide (3)
236007	13510	" " (lower)
200582H	13510	" " " Screw
236077	13510	" " (upper)
200368H	13509	" " " Set Screw
202091	13510	" Retainer Sleeve
202092	13510	" " Spring
204058	13510	" " Stud
200397H	13510	" " " Set Screw
204059	---	Thread Retainer complete, Nos. 202091, 202092 and 204058
236013	13515	Throat Plate, 46 needle hole, for needle sizes 16 and 18, in gauges from $\frac{1}{4}$ to $\frac{3}{16}$ in. (each side of center needle), for 235822
210983	13509	Throat Plate Position Pin
691F	13509	" " Screw (3)
235808	---	" " Slide
235809	13511	" " " 235808 with 235810 and two 201404H
235810	13509	Throat Plate Slide Spring
201404H	13509	" " " " Screw ..
236051	13511	Vertical Shaft
235857	13505	" " Bevel Gear (lower) with 200374c and 200396c
236053	13512	Vertical Shaft Bevel Gear (upper) with 200374c and 200396c
200396c	13505	Vertical Shaft Bevel Gear Position Screw
200374c	13505	Vertical Shaft Bevel Gear Set Screw
236054	13511	Vertical Shaft Bushing (lower) ...
236055	13512	" " " (upper) ...
200346c	13502	" " " Set Screw (2)
236056	13511	" " Driving Bevel Gear with 200352c and 200362c

No.	Plate	Name
236057	—	Vertical Shaft Driving Bevel Gear 236056 with 202300, two each 200256D and 201525E
200352c	13506	Vertical Shaft Driving Bevel Gear Position Screw
200362c	13512	Vertical Shaft Driving Bevel Gear Set Screw
236058	13512	Vertical Shaft Oil Leader (lower) (brass)
236059	13512	Vertical Shaft Oil Leader (upper) (brass)

LIST OF PARTS COMPLETE

FOR

MACHINE No. 131w104

For Corset Stripping, Skirt, Cloak and Suit Manufacture,
Etc. Four Needles. Four Vertical Hooks.

Least distance between rows of stitching $\frac{1}{4}$ inch, greatest
distance between outside rows of stitching $2\frac{1}{4}$ inches.

No.	Plate	Name
235801	—	Arm with 202135
202247	13501	" Cap
200278H	13502	" " Screw
202248	13502	" " " Washer
204235	13502	" Position Pin (3)
200010E	13502	" Screw (3)
202005	13502	" " Washer (3)
235803	13504	" Shaft with 200357E and 203100
235804	13501	" " Bushing (back) with 202299
202299	—	Arm Shaft Bushing (back) Oil Packing (wick)
200071E	13502	Arm Shaft Bushing (back) Screw (3)
202245	13501	Arm Shaft Bushing (front) with 202036 and 202260
202260	—	Arm Shaft Bushing (front) Oil Packing (wick)
200502E	13502	Arm Shaft Bushing (front) Oil Packing Thumb Screw
202036	13502	Arm Shaft Bushing (front) Posi- tion Pin
200338c	13502	Arm Shaft Bushing (front) Set Screw
203100	—	Arm Shaft Oil Packing (wick) ...
200357E	13502	" " " " Stop Screw
236064	13501	Attachment Slide Plate with 213479 and 236061
236061	13502	Attachment Slide Plate Friction Slide
213479	13502	Attachment Slide Plate Friction Slide Spring

From the library of: Diamond Needle Corp

No.	Plate	Name
235806	13504	Balance Wheel (belt groove 2½ in. diam.) with 200328c and 200335c
200328c	13502	Balance Wheel Position Screw ...
200335c	13502	" " Set Screw
*235807	—	Bed
202258	12345	" Hinge Connection (2)
200570E	13502	" " " Screw (4)
350043E	—	" Oil Stop Screw (4)
236341	13519	" Slide (back) with 213479 and 236061, for use with Throat Plates with ¼ in. inside gauge and center gauge from ¼ to ¼ inch
236342	13519	Bed Slide (front) with 213479 and 236061, for use with Throat Plates with ¼ in. outside gauge and center gauge from ¼ to ¼ inch
236061	13502	Bed Slide Friction Slide
213479	13502	" " " " Spring..
223811	13502	" " Stop (2)
223812	13502	" " " Spring (2)
203470	13503	Bobbin
*236081	—	" Case
203648	13503	" " Latch
*202056	—	" " Pin
203473	13503	" " " Plunger
203474	13503	" " " Spring
236078	13503	" " Lever
203476	—	" " " Eccentric
204243	13503	" " " " Position Pin
236079	13503	Bobbin Case Lever Fulcrum
200056E	10882	" " " " Screw
223855	13503	" " " Slide Stud
236083	13503	" " Tension Spring
201016c	13503	" " " " Regulating Screw
200594c	13503	Bobbin Case Tension Spring Screw
203216	—	" " Washer (cloth)
236082	13503	Bobbin Case complete, Nos. 200594c, 201016c, 202056, 203216, 203473, 203474, 203648, 236081 and 236083
202274	13501	Face Plate
202135	13502	" " Position Pin
200462B	13502	" " Thumb Screw
235816	13501	Feed Bar
201223c	13502	" " Hinge Screw (driving)..
201518E	13502	" " " " Nut
236169	13520	" Dog

No.	Plate	Name
201491E	—	Feed Dog Screw (2)
235842	13504	" Driving Connection with 200054E and 202277
200545c	13502	Feed Driving Connection Hinge Screw
201518E	13502	Feed Driving Connection Hinge Screw Nut
202277	—	Feed Driving Connection Oil Packing (wick)
200054E	13502	Feed Driving Connection Pinch Screw
202300	13503	Feed Driving Eccentric Regulating Bracket
200256D	13503	Feed Driving Eccentric Regulating Bracket Hinge Screw
201525E	13503	Feed Driving Eccentric Regulating Bracket Hinge Screw Nut
202301	13503	Feed Driving Eccentric Regulating Bracket Plunger
202595	13503	Feed Driving Eccentric Regulating Bracket Plunger Spring
200607c	13503	Feed Driving Eccentric Regulating Bracket Plunger Spring Stop Screw
200256D	13503	Feed Driving Eccentric Regulating Bracket Stop Screw
201525E	13503	Feed Driving Eccentric Regulating Bracket Stop Screw Nut
200429c	13503	Feed Driving Eccentric Regulating Screw
200383c	13503	Feed Driving Eccentric Regulating Screw Check Screw
235843	13504	Feed Driving Rock Shaft
235844	—	" " " " 235843 with 201223c, 201518E and 235816
202305	13502	Feed Driving Rock Shaft Center (2)
200346c	13502	Feed Driving Rock Shaft Center Set Screw (back)
235845	13502	Feed Driving Rock Shaft Center Set Screw (back) Extension Pin
200346c	13502	Feed Driving Rock Shaft Center Set Screw (front)
235846	13503	Feed Driving Rock Shaft Crank with 200038c
200038c	13503	Feed Driving Rock Shaft Crank Pinch Screw
213354	13504	Feed Lifting Connection with 200054E and 202277

No.	Plate	Name
200545c	13502	Feed Lifting Connection Hinge Screw
201518E	13502	Feed Lifting Connection Hinge Screw Nut
202277	---	Feed Lifting Connection Oil Packing (wick)
200054E	13502	Feed Lifting Connection Pinch Screw
235847	13505	Feed Lifting Eccentric with 200378c and 200396c
200396c	13505	Feed Lifting Eccentric Position Screw
200378c	10880	Feed Lifting Eccentric Set Screw
235848	13504	" " Rock Shaft
202305	13502	" " " " Center (2)
200346c	13502	" " " " " Set Screw (back)
235849	13505	Feed Lifting Rock Shaft Center Set Screw (back) Extension Pin
200346c	13502	Feed Lifting Rock Shaft Center Set Screw (front)
235850	13505	Feed Lifting Rock Shaft Crank with 200038c
200038c	13503	Feed Lifting Rock Shaft Crank Pinch Screw
235851	13505	Feed Lifting Rock Shaft Slide Block
235852	13505	Feed Lifting Rock Shaft Slide Block Crank with two 200386c ..
200386c	13505	Feed Lifting Rock Shaft Slide Block Crank Set Screw
236080	13501	Feed Regulating Spindle with 202311, 202443, 202619 and 210554
*202311	---	Feed Regulating Spindle Head ..
202443	13505	" " " " Pin
202619	13505	" " " " Position Pin
210554	13505	Feed Regulating Spindle Spring (flat)
*203522	---	Hook (sewing) (balanced)
203523	13505	" 203522 with 203525 and two 201253F
236072	---	Hook and Bobbin Case complete, Nos. 203523 and 236082
236238	13512	Hook Driving Gear (spiral) (left or right) (back) with 200383c and 200398c (2)
236239	13512	Hook Driving Gear (spiral) (left or right) (front) with 200383c and 200398c (2)

No.	Plate	Name
235855	13504	Hook Driving Gear Guard
200025c	13505	" " " " Screw (2)
200398c	13505	Hook Driving Gear Position Screw
200383c	13503	" " " Set Screw
235856	13504	" " Shaft
235857	13505	" " " Bevel Gear with 200374c and 200396c
201405E	13505	Hook Driving Shaft Bevel Gear Guard Screw
235858	----	Hook Driving Shaft Bevel Gear Guard Section (back)
235859	----	Hook Driving Shaft Bevel Gear Guard Section (front)
235860	13501	Hook Driving Shaft Bevel Gear Guard complete, Nos. 201405E, 235858 and 235859
200396c	13505	Hook Driving Shaft Bevel Gear Position Screw
200374c	13505	Hook Driving Shaft Bevel Gear Set Screw
235861	13505	Hook Driving Shaft Bushing (back)
202321	13505	" " " " (center)
235862	13505	" " " " (front)
200346c	13502	" " " " Set Screw (3)
221743	13506	Hook Driving Shaft Collar with two 200380c (2)
200380c	11614	Hook Driving Shaft Collar Set Screw
202244	---	Hook Driving Shaft Oil Packing (wick)
203525	13506	Hook Gib
201253F	13506	" " Screw
235864	13507	" Saddle
236070	13506	" " Needle Guard
200900H	13506	" " " " Screw ..
200034c	13506	" " Screw (8)
235865	13506	" " " Washer (8)
236180	----	Hook Saddle (left, back) complete, Nos. 200056E, 200555H, 203527, 223855, 235864, 235866, 235867, 236070, 236072, 236078, 236079 and two 200900H
236181	----	Hook Saddle (right, back) complete, Nos. 200056E, 200555H, 203527, 223855, 235864, 235866, 235867, 236070, 236072, 236078, 236079 and two 200900H

No.	Plate	Name
235870	—	Hook Saddle (left, front) complete, Nos. 200056E, 200555H, 203527, 223855, 235864, 235866, 235868, 236070, 236072, 236078, 236079 and two 200900H
236071	—	Hook Saddle (right, front) complete, Nos. 200056E, 200555H, 203527, 223855, 235864, 235866, 235868, 236070, 236072, 236078, 236079 and two 200900H
235866	13506	Hook Socket
235867	13506	" " Gear (spiral) (left or right) (back) with two 200383C
235868	13506	Hook Socket Gear (spiral) (left or right) (front) with two 200383C
200383C	13503	Hook Socket Gear Set Screw
200555H	13506	" " Screw
213037	—	1" Washer
203527	13506	" " 213037 with 203476 and two 204243
202445	13507	Knee Lifter Connection Lever with 202446
200224H	11614	Knee Lifter Connection Lever Hinge Screw
213879	13507	Knee Lifter Connection Lever Lifting Rod with 202302
202302	13506	Knee Lifter Connection Lever Lifting Rod Cotter Pin
202446	13506	Knee Lifter Connection Lever Pin
202448	13507	" " Lifting Lever
200262H	11614	" " " " Hinge Screw
223686	13507	Needle Bar
235871	13506	" " Bushing (lower)
235872	13506	" " " (upper)
200352C	13506	" " " Set Screw (2)..
202552	13508	" " Connecting Link
236073	13508	" " " " Oil Guard
200161D	13508	Needle Bar Connecting Link Oil Guard Screw
202333	13508	Needle Bar Connecting Link Stud with 202254
202254	—	Needle Bar Connecting Link Stud Oil Packing (wick)
200374C	13505	Needle Bar Connecting Link Stud Set Screw
200383C	13503	Needle Bar Connecting Link Stud Set Screw

No.	Plate	Name
223688	13508	Needle Bar Connecting Stud with 200072C and 202330
202330	—	Needle Bar Connecting Stud Oil Packing (wick)
200072C	13508	Needle Bar Connecting Stud Pinch Screw
202692	13507	Needle Bar Crank with 200335C, 200374C, 200383C, 200428C and 202333
236240	—	Needle Bar Crank 202692 with 202399, 202400, 202552, 223688 and 236241
203172	13508	Needle Bar Crank Friction Washer
200428C	13508	" " " Position Screw..
200335C	13502	" " " Set Screw
236364	13521	" Holder, in 1 1/4 in. gauge, with 201030F, two each 236374, 236376, four each 200165H and 201350F
236374	—	Needle Holder Thread Guide (left)
236376	—	" " " " (right)
200165H	—	" " " " Screw
201030F	13509	" " Screw
201350F	13509	" Set Screw
236067	13507	Presser Bar with 200074F
235900	13508	" " Bushing
200352C	13506	" " " Set Screw
202554	—	" " Lifter
200653C	13508	" " " Hinge Screw ..
202340	13508	" " Lifting Releasing Lever Bracket
200260D	13508	Presser Bar Lifting Releasing Lever Bracket Guide Screw
202342	13508	Presser Bar Lifting Releasing Lever Bracket Spring (spiral)
235901	13508	Presser Bar Position Guide with 200054E
200054E	13502	Presser Bar Position Guide Pinch Screw
236089	—	Presser Bar Spring
202346	13509	" " " Stop Rod
200492B	13509	" " Thumb Screw (pressure regulating)
200475B	13509	Presser Bar Thumb Screw Thumb Set Screw
202355	13509	Presser Bar Thumb Screw Thumb Set Screw Packing (brass)
206335	13522	Presser Foot Hinge Pin
236207	—	" " Plate

No.	Plate	Name
200074F	13509	Presser Foot Screw
236200	—	“ “ Shank, in $\frac{1}{4}$ in. gauge (between center needles)
236208	13522	Presser Foot (hinged) complete, 40 needle hole, in $\frac{1}{4}$ $\frac{1}{4}$ in. gauge, Nos. 206335, 236200 and 236207 ..
236241	13512	Take-up Lever
202399	13509	“ “ Driving Stud with 202277
202277	—	Take-up Lever Driving Stud Oil Packing (wick)
202400	13509	Take-up Lever Hinge Stud with 202423
202423	—	Take-up Lever Hinge Stud Oil Packing (wick)
200383c	13503	Take-up Lever Hinge Stud Set Screw
202401	—	Take-up Lever Oiling Felt
200132E	13506	“ “ “ “ Screw
236242	13511	Tension Bracket with four each 200397H, 201224R and 236060
200159F	13509	Tension Bracket Screw
234047	13509	“ “ “ “ Socket
200368H	13509	“ “ “ “ Set Screw
236243	—	Tension Bracket complete, Nos. 200978H, 201199F, 223706, 223707, 236153, 236242, two 200309E, four each 202407, 204059, 204271, 223704, five 201572R and eight 202402
202402	13510	Tension Disc
236060	13510	“ “ Position Pin
236153	13512	“ Release Lever
236005	13510	“ “ “ Rod
200309E	13510	“ “ “ Screw
223704	13510	“ “ Plunger
204271	13510	“ “ Washer
202407	10881	“ Spring
201224R	13510	“ Stud
201572R	10881	“ Thumb Nut
223706	13510	Thread Controller Disc
200978H	13510	“ “ “ Screw
223707	13510	“ “ Spring
236006	13510	“ “ “ Stop
200132E	13506	“ “ “ “ Screw
201199F	13510	“ “ Stud with 204925 ..
200084E	—	“ “ “ Set Screw ..
201572R	10881	“ “ “ Thumb Nut ..

No.	Plate	Name
204925	13510	Thread Controller Stud Washer ..
202412	13510	“ Guide (4)
236245	13512	“ “ (lower)
200582H	13510	“ “ “ Screw (2)
236077	13510	“ “ (upper)
200368H	13509	“ “ “ Set Screw
202091	13510	“ Retainer Sleeve
202092	13510	“ “ Spring
204058	13510	“ “ Stud
200397H	13510	“ “ “ Set Screw
204059	—	Thread Retainer complete, Nos. 202091, 202092 and 204058
236263	13520	Throat Plate, 46 needle hole, for needle sizes 16 and 18, in $\frac{1}{4}$ - $\frac{1}{4}$ in. gauge
210983	13509	Throat Plate Position Pin
691F	13509	“ “ Screw (3)
236051	13511	Vertical Shaft
235857	13505	“ “ Bevel Gear (lower) with 200374c and 200396c
236053	13512	Vertical Shaft Bevel Gear (upper) with 200374c and 200396c
200396c	13505	Vertical Shaft Bevel Gear Posi- tion Screw
200374c	13505	Vertical Shaft Bevel Gear Set Screw
236054	13511	Vertical Shaft Bushing (lower) ..
236055	13512	“ “ “ (upper)
200346c	13502	“ “ “ Set Screw (2)
236056	13511	“ “ Driving Bevel Gear with 200352c and 200362c
236057	—	Vertical Shaft Driving Bevel Gear 236056 with 202300, two each 200256D and 201525E
200352c	13506	Vertical Shaft Driving Bevel Gear Position Screw
200362c	13512	Vertical Shaft Driving Bevel Gear Set Screw
236058	13512	Vertical Shaft Oil Leader (lower) (brass)
236059	13512	Vertical Shaft Oil Leader (upper) (brass)

ACCESSORIES

FOR MACHINE No. 131w103

No.	Plate	Name
200184n	13513	Attachment Screw (2)
203470	13503	Bobbin (12)
*225482	—	" Case Screw Driver Blade ..
*225483	—	" " " " Handle ..
225497	12345	Bobbin Case Screw Driver complete, Nos. 225482 and 225483 ..
36553	13513	Tweezers (pointed), 4 inch
141 x 1	—	Needles, eighteen, size No. 16
223762	—	Drip Pan, 20 in. long, with four 1 in. wire nails
41400	12345	Machine Rest Pin (wood)
36578	12345	Oiler with 36579
36579	12345	" Spout, 3½ in. long, with 120117
120117	—	" " Washer
*225484	—	Screw Driver Blade
*225485	—	" " Handle
225498	12345	Screw Driver complete (7¼ in. long), Nos. 225484 and 225485 ..
225554	12345	Wrench (steel)

BOBBIN WINDER

Swing Automatic, Right Hand.

*225451	—	Bobbin Holder
225453	10882	Frame with 202277 and 225438
225454	10882	" Hinge Pin
202277	—	" Oil Packing (wick)
225438	10882	" " Well Cap
225455	10882	" Spring
225456	10882	" " Plunger
202473	10883	Pulley with 200380c
200380c	11614	" Set Screw
*225443	—	Spindle
225452	10882	" 225443 with 225451
225444	10882	Stop Latch
200056E	10882	" " Screw
225458	10882	" " Thumb Lever
225459	10882	" " " " Hinge Stud
225460	10882	" " " " Joint Stud
202478	10882	" " Trip Lever
200299H	10882	" " " " Hinge Screw

No. Plate Name

THREAD UNWINDER

For Four Large Spools or Four Large Cones of Thread.

27623	13518	Spool Pin
155c	13513	" " Set Screw
41534	13518	" Rest
41535	—	" " 41534 with 1149c, four each 155c and 27623
1149c	13513	Spool Rest Set Screw
27940	13518	" Stand with 453c
27739	13518	Thread Cone (wood)
41633	13518	" Guard with 208E and four 41569
41569	13518	Thread Guard Eyelet
41637	13518	" " Rod (lower)
41638	13518	" " " (upper)
41639	13518	" " " Coupling with two 456c
456c	13513	Thread Guard Rod Coupling Set Screw
41640	—	Thread Guard Rod complete, 30 in. long, Nos. 41637 to 41639
453c	13513	Thread Guard Rod Set Screw
208E	13513	" " Screw
60685	13518	Thread Unwinder complete, for four large spools or four large cones of thread, Nos. 27940, 41535, 41633, 41640, three wood screws 1 in., No. 12 and four 27739

FOR MACHINE No. 131w104.

Same as for No. 131w103 with the following exceptions:

141 x 1	—	Needles, twenty-four, size 16, in place of eighteen, size 16
---------	---	--

THREAD UNWINDER

For Five Large Spools or Five Large Cones of Thread.

27623	13518	Spool Pin
202486	13513	" "
155c	13513	" " Set Screw
41534	13518	" Rest
227498	13523	" "
41535	—	" " 41534 with 1149c, four each 155c and 27623

No.	Plate	Name
225461	10881	Tension Bracket with 201499B ...
200082D	10881	" " Screw
202104	10881	" " Washer
2102	10880	" Disc
202407	10881	" Spring
201499B	10881	" Stud
201572B	10881	" " Thumb Nut
225462	10881	Bobbin Winder Tension Bracket complete, Nos. 201572B, 202407, 225461 and two 2102
225463	10883	Bobbin Winder and Tension Bracket Base
225436	10883	Universal Bobbin Winder complete, Nos. 200056E, 200082D, 200299H, 202104, 202473, 202478, 225444, 225452 to 225456, 225458 to 225460, 225462, 225463 and two round head wood screws 1 in., No. 13

KNEE LIFTER

202450	13213	Knee Lifter Rock Lever with 200522c and 200529c
202185	---	Knee Lifter Rock Lever 202450 with two each 202451 and 202452
223763	13213	Knee Lifter Rock Lever 202185 with 202203 and 227784
202453	13213	Knee Lifter Rock Lever Knee Plate with 200526c
202203	---	Knee Lifter Rock Lever Knee Plate 202453 with 202454
202454	13213	Knee Lifter Rock Lever Knee Plate Arm (long)
200522c	13513	Knee Lifter Rock Lever Knee Plate Arm Set Screw
200526c	13513	Knee Lifter Rock Lever Knee Plate Set Screw
202451	13213	Knee Lifter Rock Lever Lug with two wood screws $\frac{3}{4}$ in., No. 13H ..
202452	13513	Knee Lifter Rock Lever Lug Hinge Pin
227784	13213	Knee Lifter Rock Lever Rod, 3 in. long, with 227785
*227785	---	Knee Lifter Rock Lever Rod Cap or Oil Guard
200529c	13513	Knee Lifter Rock Lever Rod Set Screw

(Other Knee Lifter Parts are listed with parts of machine head).

No.	Plate	Name
227499	---	Spool Rest 227498 with 200363c and 202486
1149c	13513	Spool Rest Set Screw
27940	13518	" Stand with 453c
27739	13518	Thread Cone (wood)
227605	13523	" Eyelet Rod
227606	13523	" " " Clamp with two 200396c
200396c	13505	Thread Eyelet Rod Clamp Set Screw
200363c	13513	Thread Eyelet Rod Set Screw
41633	13518	" Guard with 208E and four 41569
41569	13518	Thread Guard Eyelet
41637	13518	" " Rod (lower)
41638	13518	" " " (upper)
41639	13518	" " " Coupling with two 456c
456c	13513	Thread Guard Rod Coupling Set Screw
41640	---	Thread Guard Rod complete, 30 in. long, Nos. 41637 to 41639
453c	13513	Thread Guard Rod Set Screw
208E	13513	" " Screw
227775	13523	Thread Unwinder complete, for five large spools or five large cones of thread, Nos. 27940, 41535, 41633, 41640, 227499, 227605, 227606, three wood screws 1 in., No. 12 and four 27739

ATTACHMENT SLIDE PLATES

236064	13501	Attachment Slide Plate with 213479 and 236061
236065	13501	Attachment Slide Plate with 213479 and 236061, for use with depressed Throat Plates

BED SLIDES

FOR MACHINE No. 131w103.

No.	Plate	Name
235813	13514	Bed Slide (back) with 213479 and 236061
235811	13514	Bed Slide (front) with 213479 and 236061, for use with Throat Plates in gauges from $\frac{1}{16}$ to $\frac{1}{2}$ in., each side of center needle ..
236062	---	Bed Slide (front) with 213479 and 236061, for use with Throat Plates in gauges from $\frac{1}{16}$ to $\frac{1}{8}$ in., each side of center needle ..
236063	---	Bed Slide (front) with 213479 and 236061, for use with Throat Plates in gauges from $\frac{3}{16}$ to $1\frac{1}{8}$ in., each side of center needle ..

FOR MACHINE No. 131w104.

236341	13519	Bed Slide (back) with 213479 and 236061, for use with Throat Plates with $\frac{1}{4}$ in. inside gauge and center gauge from $\frac{1}{4}$ to $\frac{1}{4}$ inch
236353	---	Bed Slide (back) with 213479 and 236061, for use with Throat Plates with $\frac{1}{4}$ in. inside gauge and center gauge from $\frac{3}{4}$ to $1\frac{1}{4}$ inch
236357	---	Bed Slide (back) with 213479 and 236061, for use with Throat Plates with $\frac{1}{4}$ in. inside gauge and center gauge from $1\frac{1}{4}$ to $1\frac{3}{4}$ inch
236343	---	Bed Slide (back) with 213479 and 236061, for use with Throat Plates with $\frac{3}{8}$ in. inside gauge and center gauge from $\frac{1}{4}$ to $\frac{1}{4}$ inch
236359	---	Bed Slide (back) with 213479 and 236061, for use with Throat Plates with $\frac{1}{8}$ in. inside gauge and center gauge from $\frac{1}{4}$ to $\frac{1}{4}$ inch

No.	Plate	Name
236345	---	Bed Slide (back) with 213479 and 236061, for use with Throat Plates with $\frac{1}{16}$ in. inside gauge and center gauge from $\frac{1}{4}$ to $\frac{1}{4}$ inch
236355	---	Bed Slide (back) with 213479 and 236061, for use with Throat Plates with $\frac{1}{8}$ in. inside gauge and center gauge from $\frac{1}{4}$ to $\frac{1}{4}$ inch
236151	---	Bed Slide (back) with 213479 and 236061, for use with Throat Plates with $\frac{3}{16}$ in. inside gauge and center gauge from $\frac{1}{4}$ to $\frac{1}{4}$ inch
236347	---	Bed Slide (back) with 213479 and 236061, for use with Throat Plates with $\frac{3}{16}$ in. inside gauge and center gauge from $\frac{1}{4}$ to $\frac{1}{4}$ inch
236349	---	Bed Slide (back) with 213479 and 236061, for use with Throat Plates with $\frac{1}{8}$ in. inside gauge and center gauge from $\frac{1}{4}$ to $\frac{1}{4}$ inch
236351	---	Bed Slide (back) with 213479 and 236061, for use with Throat Plates with $\frac{1}{16}$ in. inside gauge and center gauge from $\frac{1}{4}$ to $\frac{1}{4}$ inch
236147	---	Bed Slide (back) with 213479 and 236061, for use with Throat Plates with $\frac{1}{2}$ in. inside gauge and center gauge from $\frac{1}{4}$ to $\frac{1}{4}$ inch
236342	13519	Bed Slide (front) with 213479 and 236061, for use with Throat Plates with $\frac{1}{4}$ in. outside gauge and center gauge from $\frac{1}{4}$ to $\frac{1}{4}$ inch
236354	---	Bed Slide (front) with 213479 and 236061, for use with Throat Plates with $\frac{1}{4}$ in. outside gauge and center gauge from $\frac{3}{4}$ to $1\frac{1}{4}$ inch
236358	---	Bed Slide (front) with 213479 and 236061, for use with Throat Plates with $\frac{1}{4}$ in. outside gauge and center gauge from $1\frac{1}{4}$ to $1\frac{3}{4}$ inch

No.	Plate	Name
236344	—	Bed Slide (front) with 213479 and 236061, for use with Throat Plates with $\frac{3}{8}$ in. outside gauge and center gauge from $\frac{1}{4}$ to $\frac{11}{16}$ inch
236360	—	Bed Slide (front) with 213479 and 236061, for use with Throat Plates with $\frac{5}{16}$ in. outside gauge and center gauge from $\frac{1}{4}$ to $\frac{11}{16}$ inch
236346	—	Bed Slide (front) with 213479 and 236061, for use with Throat Plates with $\frac{11}{16}$ in. outside gauge and center gauge from $\frac{1}{4}$ to $\frac{11}{16}$ inch
236356	—	Bed Slide (front) with 213479 and 236061, for use with Throat Plates with $\frac{3}{4}$ in. outside gauge and center gauge from $\frac{1}{4}$ to $\frac{11}{16}$ inch
236152	—	Bed Slide (front) with 213479 and 236061, for use with Throat Plates with $\frac{11}{16}$ in. outside gauge and center gauge from $\frac{1}{4}$ to $\frac{11}{16}$ inch
236348	—	Bed Slide (front) with 213479 and 236061, for use with Throat Plates with $\frac{3}{4}$ in. outside gauge and center gauge from $\frac{1}{4}$ to $\frac{11}{16}$ inch
236350	—	Bed Slide (front) with 213479 and 236061, for use with Throat Plates with $\frac{5}{8}$ in. outside gauge and center gauge from $\frac{1}{4}$ to $\frac{11}{16}$ inch
236352	—	Bed Slide (front) with 213479 and 236061, for use with Throat Plates with $\frac{11}{16}$ in. outside gauge and center gauge from $\frac{1}{4}$ to $\frac{11}{16}$ inch
236148	—	Bed Slide (front) with 213479 and 236061, for use with Throat Plates with $\frac{1}{2}$ in. outside gauge and center gauge from $\frac{1}{4}$ to $\frac{11}{16}$ inch

FEED DOGS

FOR MACHINE No. 131w103.

No.	Plate	Name
235829	—	Feed Dog, for 236020
235826	—	" " " 236017
235822	13515	" " " 236013
235823	—	" " " 236014
235821	—	" " " 236012
235818	—	" " " 236009
235819	13516	" " " 236010
235828	—	" " " 236019
235817	—	" " " 236008
235820	—	" " " 236011
235827	—	" " " 236018
235825	—	" " " 236016
235824	—	" " " 236015

FOR MACHINE No. 131w104.

236169	13520	Feed Dog, for 236263
236166	—	" " " 236260
236156	—	" " " 236247
236168	13521	" " " 236262
236158	—	" " " 236249
236173	—	" " " 236267
236175	—	" " " 236269
236161	—	" " " 236253
236171	—	" " " 236265
236170	—	" " " 236264
236174	—	" " " 236268
236288	—	" " " 236275
236167	—	" " " 236261
236178	—	" " " 236272
236172	—	" " " 236266
236160	—	" " " 236251 and 236252 ..
236155	—	" " " 236246
236177	—	" " " 236271
236163	—	" " " 236255
236162	—	" " " 236254
236159	—	" " " 236250
236165	—	" " " 236257 to 236259 ..
236176	—	" " " 236270
236179	—	" " " 236273
236164	—	" " " 236256
236154	—	" " " 236274
236289	—	" " " 236276

From the library of: Diamond Needle Corp

NEEDLE HOLDERS

FOR MACHINE No. 131w103.

No.	Plate	Name
235880	—	Needle Holder, in $\frac{1}{8}$ in. gauge with 201030F and three 201350F.
235878	—	Needle Holder, in $\frac{1}{4}$ - $\frac{1}{4}$ in. gauge, with 201030F and three 201350F.
235875	13515	Needle Holder, in gauges from $\frac{3}{8}$ to $\frac{11}{16}$ in. (each side of center needle), with 201030F and three 201350F.
235876	—	Needle Holder, in gauges from $\frac{3}{8}$ to $\frac{11}{16}$ in. (each side of center needle), with 201030F and three 201350F.
235879	—	Needle Holder, in $\frac{3}{8}$ in. gauge with 201030F and three 201350F.
235877	—	Needle Holder, in gauges from $\frac{11}{16}$ to $1\frac{1}{4}$ in. (each side of center needle), with 201030F and three 201350F.

FOR MACHINE No. 131w104.

236364	13521	Needle Holder, in $\frac{1}{4}$ in. gauge, with 201030F, two each 236374, 236376, four each 200165H and 201350F.
236366	—	Needle Holder, in $\frac{1}{4}$ in. gauge, with 201030F, two each 236374, 236376, four each 200165H and 201350F.
236365	—	Needle Holder, in $\frac{1}{4}$ in. gauge, with 201030F, two each 236374, 236376, four each 200165H and 201350F.
236368	13521	Needle Holder, in $\frac{1}{4}$ in. gauge, with 201030F, two each 236374, 236376, four each 200165H and 201350F.
236185	—	Needle Holder, in $\frac{3}{8}$ in. gauge, with 201030F, two each 236374, 236376, four each 200165H and 201350F.

No.	Plate	Name
236372	—	Needle Holder, in $\frac{3}{8}$ in. gauge, with 201030F, two each 236374, 236376, four each 200165H and 201350F.
236398	—	Needle Holder, in $\frac{3}{8}$ in. gauge, with 201030F, two each 236374, 236376, four each 200165H and 201350F.
236186	—	Needle Holder, in $\frac{11}{16}$ in. gauge, with 201030F, two each 236374, 236376, four each 200165H and 201350F.
236371	—	Needle Holder, in $\frac{3}{8}$ in. gauge, with 201030F, two each 236374, 236376, four each 200165H and 201350F.
236369	—	Needle Holder, in $\frac{3}{8}$ in. gauge, with 201030F, two each 236374, 236376, four each 200165H and 201350F.
236378	—	Needle Holder, in $\frac{3}{8}$ in. gauge, with 201030F, two each 236374, 236376, four each 200165H and 201350F.
236367	—	Needle Holder, in $\frac{3}{8}$ in. gauge, with 201030F, two each 236374, 236376, four each 200165H and 201350F.
236375	—	Needle Holder, in $\frac{3}{8}$ in. gauge, with 201030F, two each 236374, 236376, four each 200165H and 201350F.
236370	—	Needle Holder, in $\frac{3}{8}$ in. gauge, with 201030F, two each 236374, 236376, four each 200165H and 201350F.
236187	—	Needle Holder, in $\frac{11}{16}$ in. gauge, with 201030F, two each 236374, 236376, four each 200165H and 201350F.
236182	—	Needle Holder, in $\frac{11}{16}$ in. gauge, with 201030F, two each 236374, 236376, four each 200165H and 201350F.
236373	—	Needle Holder, in $\frac{3}{8}$ in. gauge, with 201030F, two each 236374, 236376, four each 200165H and 201350F.

From the library of: Diamond Needle Corp

No.	Plate	Name
236188	----	Needle Holder, in $\frac{13}{16}$ - $\frac{13}{16}$ in. gauge, with 201030F, two each 236374, 236376, four each 200165H and 201350F
236191	----	Needle Holder, in $\frac{11}{16}$ - $\frac{11}{16}$ in. gauge, with 201030F, two each 236374, 236376, four each 200165H and 201350F
236192	----	Needle Holder, in $\frac{9}{16}$ - $\frac{9}{16}$ in. gauge, with 201030F, two each 236374, 236376, four each 200165H and 201350F
236361	----	Needle Holder, in $\frac{7}{16}$ - $\frac{7}{16}$ in. gauge, with 201030F, two each 236374, 236376, four each 200165H and 201350F
236362	----	Needle Holder, in $\frac{5}{16}$ - $\frac{5}{16}$ in. gauge, with 201030F, two each 236374, 236376, four each 200165H and 201350F
236363	----	Needle Holder, in $\frac{3}{16}$ - $\frac{3}{16}$ in. gauge, with 201030F, two each 236374, 236376, four each 200165H and 201350F
236189	----	Needle Holder, in $\frac{1}{16}$ - $\frac{1}{16}$ in. gauge, with 201030F, two each 236374, 236376, four each 200165H and 201350F
236399	----	Needle Holder, in $\frac{7}{16}$ - $\frac{7}{16}$ in. gauge, with 201030F, two each 236374, 236376, four each 200165H and 201350F
236377	----	Needle Holder, in $\frac{11}{16}$ - $\frac{11}{16}$ in. gauge, with 201030F, two each 236374, 236376, four each 200165H and 201350F
236190	----	Needle Holder, in $\frac{13}{16}$ - $\frac{13}{16}$ in. gauge, with 201030F, two each 236374, 236376, four each 200165H and 201350F
236380	----	Needle Holder, in $\frac{11}{16}$ - $\frac{11}{16}$ - $\frac{3}{16}$ in. gauge, with 201030F, two each 236374, 236376, four each 200165H and 201350F
236379	----	Needle Holder, in $\frac{1}{16}$ - $\frac{1}{16}$ in. gauge, with 201030F, two each 236374, 236376, four each 200165H and 201350F

PRESSER FEET

FOR MACHINE No. 131w103.

No.	Plate	Name
235922	13517	Presser Foot, 40 needle hole, in $\frac{1}{4}$ in. gauge
235921	13517	Presser Foot (hinged) complete, 40 needle hole, in gauges from $\frac{1}{8}$ to $\frac{17}{16}$ in. (each side of center needle), Nos. 230795, 235911 and 235920
235914	----	Presser Foot (hinged) complete, 40 needle hole, in gauges from $\frac{1}{8}$ to $\frac{1}{2}$ in. (each side of center needle), Nos. 230795, 235911 and 235913 ..
235916	----	Presser Foot (hinged) complete, 40 needle hole, in gauges from $\frac{1}{8}$ to $\frac{1}{2}$ in. (each side of center needle), Nos. 230795, 235911 and 235915 ..
235918	13517	Presser Foot (hinged) complete, 40 needle hole, in gauges from $\frac{1}{8}$ to $\frac{1}{2}$ in. (each side of center needle), Nos. 230795, 235911 and 235917, for strip work
235919	13517	Presser Foot, 40 needle hole, in gauges from $\frac{1}{8}$ to $\frac{1}{2}$ in. (each side of center needle)
235924	----	Presser Foot (hinged) complete, 40 needle hole, in gauges from $\frac{3}{16}$ to $\frac{3}{4}$ in. (each side of center needle), Nos. 230795, 235911 and 235923 ..
230795	13509	Presser Foot Hinge Pin
235913	----	" " Plate, for 235914
235915	----	" " " " 235916
235917	----	" " " " 235918
235920	----	" " " " 235921
235923	----	" " " " 235924
235911	----	" " Shank
FOR MACHINE No. 131w104.		
206335	13522	Presser Foot Hinge Pin, for 236208, 236218 and 236226
236193	13522	Presser Foot Hinge Pin, for 236212, 236301, 236323, 236337, 236339 and 236400
236199	13522	Presser Foot Hinge Pin, for 236216
236320	13522	" " " " " 236214

No.	Plate	Name
236321	13522	Presser Foot Hinge Pin
236207	-----	" " Plate, for 236208 ...
236209	-----	" " " " 236210 ...
236211	-----	" " " " 236212 ...
236213	-----	" " " " 236214 ...
236215	-----	" " " " 236216 ...
236217	-----	" " " " 236218 ...
236219	-----	" " " " 236220 ...
236221	-----	" " " " 236222 ...
236223	-----	" " " " 236224 ...
236225	-----	" " " " 236226 ...
236227	-----	" " " " 236228 ...
236229	-----	" " " " 236230 ...
236231	-----	" " " " 236232 ...
236233	-----	" " " " 236234 ...
236235	-----	" " " " 236236 ...
236237	-----	" " " " 236301 ...
236302	-----	" " " " 236303 ...
236304	-----	" " " " 236305 ...
236306	-----	" " " " 236307 ...
236308	-----	" " " " 236309 ...
236310	-----	" " " " 236311 ...
236312	-----	" " " " 236313 ...
236314	-----	" " " " 236315 ...
236316	-----	" " " " 236317 ...
236318	-----	" " " " 236319 ...
236322	-----	" " " " 236323 ...
236324	-----	" " " " 236325 ...
236326	-----	" " " " 236327 ...
236328	-----	" " " " 236329 ...
236330	-----	" " " " 236331 ...
236332	-----	" " " " 236333 ...
236334	-----	" " " " 236335 ...
236336	-----	" " " " 236337 ...
236338	-----	" " " " 236339 ...
236340	-----	" " " " 236400 ...
236200	-----	" " Shank, in $\frac{1}{4}$ in. gauge (between center needles), for 236208
236201	-----	Presser Foot Shank, in gauges from $\frac{3}{32}$ to $\frac{1}{8}$ in. (between center needles)
236202	-----	Presser Foot Shank, in gauges from $\frac{1}{16}$ to $\frac{3}{16}$ in. (between center needles), for 236212, 236301 and 236400
236203	-----	Presser Foot Shank, in gauges from $\frac{1}{8}$ to $\frac{1}{4}$ in. (between center needles), for 236214

No.	Plate	Name
236327	-----	Presser Foot (hinged) complete, 40 needle hole, in $\frac{3}{16}$ in. gauge, Nos. 236201, 236321 and 236326 ...
236339	-----	Presser Foot (hinged) complete, 40 needle hole, in $\frac{3}{16}$ in. gauge, Nos. 236193, 236201 and 236338 ...
236317	-----	Presser Foot (hinged) complete, 40 needle hole, in $\frac{3}{16}$ in. gauge, Nos. 236201, 236316 and 236321 ...
236335	-----	Presser Foot (hinged) complete, 40 needle hole, in $\frac{3}{16}$ in. gauge, Nos. 236201, 236321 and 236334 ...
236323	-----	Presser Foot (hinged) complete, 40 needle hole, in $\frac{3}{16}$ in. gauge, Nos. 236193, 236202 and 236322 ...
236232	-----	Presser Foot (hinged) complete, 40 needle hole, in $\frac{3}{16}$ in. gauge, Nos. 236201, 236231 and 236321 ...
236222	-----	Presser Foot (hinged) complete, 40 needle hole, in $\frac{3}{16}$ in. gauge, Nos. 236201, 236221 and 236321 ...
236224	-----	Presser Foot (hinged) complete, 40 needle hole, in $\frac{3}{16}$ in. gauge, Nos. 236201, 236223 and 236321, for strip work
236333	-----	Presser Foot (hinged) complete, 40 needle hole, in $\frac{3}{16}$ in. gauge, Nos. 236201, 236321 and 236332 ...
236234	-----	Presser Foot (hinged) complete, 40 needle hole, in $\frac{3}{16}$ in. gauge, Nos. 236201, 236233 and 236321 ...
236313	-----	Presser Foot (hinged) complete, 40 needle hole, in $\frac{3}{16}$ in. gauge, Nos. 236201, 236312 and 236321, for strip work
236303	-----	Presser Foot (hinged) complete, 40 needle hole, in $\frac{3}{16}$ in. gauge, Nos. 236201, 236302 and 236321 ...
236305	-----	Presser Foot (hinged) complete, 40 needle hole, in $\frac{3}{16}$ in. gauge, Nos. 236201, 236304 and 236321 ...
236329	-----	Presser Foot (hinged) complete, 40 needle hole, in $\frac{3}{16}$ in. gauge, Nos. 236201, 236321 and 236328 ...
236307	-----	Presser Foot (hinged) complete, 40 needle hole, in $\frac{3}{16}$ in. gauge, Nos. 236201, 236306 and 236321 ...
236309	-----	Presser Foot (hinged) complete, 40 needle hole, in $\frac{3}{16}$ in. gauge, Nos. 236201, 236308 and 236321 ...

No.	Plate	Name
236204	—	Presser Foot Shank, in gauges from $\frac{3}{8}$ to $\frac{1}{2}$ in. (between center needles), for 236216
236205	—	Presser Foot Shank, in gauges from 1 to $1\frac{1}{2}$ in. (between center needles), for 236218 and 236226..
236206	—	Presser Foot Shank, in gauges from $1\frac{1}{8}$ to $2\frac{1}{4}$ in. (between center needles), for 236220 and 236319..
236208	13522	Presser Foot (hinged) complete, 40 needle hole, in $\frac{3}{4}$ - $\frac{3}{4}$ - $\frac{3}{4}$ in. gauge, Nos. 206335, 236200 and 236207 ..
236210	—	Presser Foot (hinged) complete, 40 needle hole, in $\frac{1}{4}$ - $\frac{3}{8}$ - $\frac{1}{4}$ in. gauge, Nos. 236201, 236209 and 236321 ..
236212	—	Presser Foot (hinged) complete, 40 needle hole, in $\frac{3}{4}$ - $\frac{1}{2}$ - $\frac{1}{4}$ in. gauge, Nos. 236193, 236202 and 236211 ..
236214	—	Presser Foot (hinged) complete, 40 needle hole, in $\frac{1}{4}$ - $\frac{1}{4}$ - $\frac{1}{4}$ in. gauge, Nos. 236203, 236213 and 236320 ..
236216	—	Presser Foot (hinged) complete, 40 needle hole, in $\frac{1}{4}$ - $\frac{3}{8}$ - $\frac{1}{4}$ in. gauge, Nos. 236199, 236204 and 236215 ..
236218	—	Presser Foot (hinged) complete, 40 needle hole, in $\frac{1}{4}$ -1- $\frac{1}{4}$ in. gauge, Nos. 206335, 236205 and 236217 ..
236226	—	Presser Foot (hinged) complete, 40 needle hole, in $\frac{1}{4}$ - $1\frac{1}{2}$ - $\frac{1}{4}$ in. gauge, Nos. 206335, 236205 and 236225 ..
236220	—	Presser Foot (hinged) complete, 40 needle hole, in $\frac{1}{4}$ - $1\frac{1}{8}$ - $\frac{1}{4}$ in. gauge, Nos. 236206, 236219 and 236321 ..
236319	13522	Presser Foot (hinged) complete, 40 needle hole, in $\frac{1}{4}$ - $1\frac{1}{2}$ - $\frac{1}{4}$ in. gauge, Nos. 236206, 236318 and 236321 ..
236228	—	Presser Foot (hinged) complete, 40 needle hole, in $\frac{3}{8}$ - $\frac{3}{8}$ - $\frac{3}{8}$ in. gauge, Nos. 236201, 236227 and 236321 ..
236331	—	Presser Foot (hinged) complete, 40 needle hole, in $\frac{5}{8}$ - $\frac{5}{8}$ - $\frac{5}{8}$ in. gauge, Nos. 236201, 236321 and 236330 ..
236230	—	Presser Foot (hinged) complete, 40 needle hole, in $\frac{1}{2}$ - $\frac{1}{2}$ - $\frac{1}{2}$ in. gauge, Nos. 236201, 236229 and 236321 ..
236325	—	Presser Foot (hinged) complete, 40 needle hole, in $\frac{3}{4}$ - $\frac{3}{4}$ - $\frac{3}{4}$ in. gauge, Nos. 236201, 236321 and 236324 ..

No.	Plate	Name
236315	—	Presser Foot (hinged) complete, 40 needle hole, in $\frac{5}{8}$ - $\frac{1}{2}$ - $\frac{5}{8}$ in. gauge, Nos. 236201, 236314 and 236321, for strip work
236311	—	Presser Foot (hinged) complete, 40 needle hole, in $\frac{5}{8}$ - $\frac{3}{4}$ - $\frac{5}{8}$ in. gauge, Nos. 236201, 236310 and 236321 ..
236236	—	Presser Foot (hinged) complete, 40 needle hole, in $\frac{5}{8}$ - $\frac{3}{4}$ - $\frac{5}{8}$ in. gauge, Nos. 236201, 236235 and 236321 ..
236337	—	Presser Foot (hinged) complete, 40 needle hole, in $\frac{5}{8}$ - $\frac{5}{8}$ - $\frac{5}{8}$ in. gauge, Nos. 236193, 236201 and 236336 ..
236301	—	Presser Foot (hinged) complete, 40 needle hole, in $\frac{1}{2}$ - $\frac{1}{2}$ - $\frac{1}{2}$ in. gauge, Nos. 236193, 236202 and 236237 ..
236400	—	Presser Foot (hinged) complete, 40 needle hole, in $\frac{1}{2}$ - $\frac{1}{2}$ - $\frac{1}{2}$ in. gauge, Nos. 236193, 236202 and 236340 ..

From the library of: Diamond Needle Corp

THROAT PLATES

FOR MACHINE No. 131w103.

No.	Plate	Name
236020	—	Throat Plate, 46 needle hole, for needle sizes 16 and 18, in $\frac{1}{4}$ - $\frac{7}{32}$ in. gauge, for 235829
236017	—	Throat Plate, 46 needle hole, for needle sizes 16 and 18, in gauges from $\frac{1}{4}$ to $\frac{17}{32}$ in. (each side of center needle), for 235826, for strip work
236013	13515	Throat Plate, 46 needle hole, for needle sizes 16 and 18, in gauges from $\frac{1}{4}$ to $\frac{17}{32}$ in. (each side of center needle), for 235822
236014	—	Throat Plate, 46 needle hole, for needle sizes 16 and 18, in $\frac{1}{4}$ - $1\frac{1}{8}$ in. gauge, for 235823
236012	—	Throat Plate, 46 needle hole, for needle sizes 16 and 18, in gauges from $\frac{1}{8}$ to $\frac{15}{32}$ in. (each side of center needle), for 235821
236009	—	Throat Plate, 46 needle hole, for needle sizes 16 and 18, in gauges from $\frac{1}{8}$ to $\frac{33}{64}$ in. (each side of center needle), for 235818
236010	13516	Throat Plate, 46 needle hole, for needle sizes 16 and 18, in gauges from $\frac{1}{8}$ to $\frac{33}{64}$ in. (each side of center needle), for 235819, for strip work
236019	—	Throat Plate, 46 needle hole, for needle sizes 16 and 18, in $\frac{3}{8}$ - $\frac{15}{32}$ in. gauge, for 235828
236008	—	Throat Plate, 46 needle hole, for needle sizes 16 and 18, in gauges from $\frac{3}{8}$ to $\frac{7}{8}$ in. (each side of center needle), for 235817
236011	—	Throat Plate, 46 needle hole, for needle sizes 16 and 18, in gauges from $\frac{3}{8}$ to $\frac{7}{8}$ in. (each side of center needle), for 235820, for strip work

No.	Plate	Name
236018	—	Throat Plate, 46 needle hole, for needle sizes 16 and 18, in gauges from $\frac{3}{8}$ to $\frac{15}{32}$ in. (each side of center needle), for 235827, for strip work
236016	—	Throat Plate, 46 needle hole, for needle sizes 16 and 18, in gauges from $\frac{3}{8}$ to $\frac{15}{32}$ in. (each side of center needle), for 235825
236015	—	Throat Plate, 46 needle hole, for needle sizes 16 and 18, in gauges from $\frac{3}{8}$ to $\frac{15}{32}$ in. (each side of center needle), for 235824

FOR MACHINE No. 131w104.

236263	13520	Throat Plate, 46 needle hole, for needle sizes 16 and 18, in $\frac{1}{4}$ - $\frac{1}{4}$ in. gauge, for 236169
236260	—	Throat Plate, 46 needle hole, for needle sizes 16 and 18, in $\frac{1}{4}$ - $1\frac{1}{8}$ in. gauge, for 236166
236247	—	Throat Plate, 46 needle hole, for needle sizes 16 and 18, in $\frac{1}{4}$ - $1\frac{1}{8}$ in. gauge, for 236156
236262	13519	Throat Plate, 46 needle hole, for needle sizes 16 and 18, in $\frac{1}{4}$ - $1\frac{1}{8}$ in. gauge, for 236168
236249	—	Throat Plate, 46 needle hole, for needle sizes 16 and 18, in $\frac{3}{32}$ - $\frac{33}{64}$ - $\frac{33}{64}$ in. gauge, for 236158
236267	—	Throat Plate, 46 needle hole, for needle sizes 16 and 18, in $\frac{3}{32}$ - $\frac{15}{32}$ - $\frac{33}{64}$ in. gauge, for 236173
236269	—	Throat Plate, 46 needle hole, for needle sizes 16 and 18, in $\frac{1}{8}$ - $\frac{15}{32}$ - $\frac{15}{32}$ in. gauge, for 236175
236253	—	Throat Plate, 46 needle hole, for needle sizes 16 and 18, in $\frac{15}{32}$ - $\frac{15}{32}$ - $\frac{15}{32}$ in. gauge, for 236161
236265	—	Throat Plate, 46 needle hole, for needle sizes 16 and 18, in $\frac{3}{8}$ - $\frac{33}{64}$ - $\frac{33}{64}$ in. gauge, for 236171
236264	—	Throat Plate, 46 needle hole, for needle sizes 16 and 18, in $\frac{3}{8}$ - $\frac{15}{32}$ - $\frac{33}{64}$ in. gauge, for 236170
236268	—	Throat Plate, 46 needle hole, for needle sizes 16 and 18, in $\frac{3}{8}$ - $\frac{15}{32}$ - $\frac{15}{32}$ in. gauge, for 236174

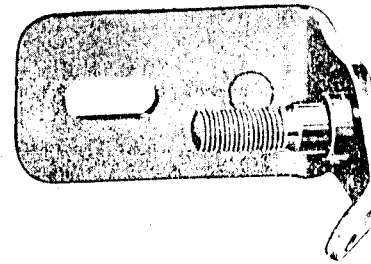
No.	Plate	Name
236275	—	Throat Plate, 46 needle hole, for needle sizes 16 and 18, in $\frac{3}{16}$ - $\frac{11}{32}$ - $\frac{3}{8}$ in. gauge, for 236288
236261	—	Throat Plate, 46 needle hole, for needle sizes 16 and 18, in $\frac{3}{8}$ - $\frac{3}{8}$ - $\frac{3}{8}$ in. gauge, for 236167
236272	—	Throat Plate, 46 needle hole, for needle sizes 16 and 18, in $\frac{3}{16}$ - $\frac{1}{8}$ - $\frac{3}{8}$ in. gauge, for 236178
236266	—	Throat Plate, 46 needle hole, for needle sizes 16 and 18, in $\frac{3}{8}$ - $\frac{11}{32}$ - $\frac{11}{32}$ in. gauge, for 236172
236251	—	Throat Plate, 46 needle hole, for needle sizes 16 and 18, in $\frac{11}{32}$ - $\frac{1}{8}$ - $\frac{11}{32}$ in. gauge, for 236160
236246	—	Throat Plate, 46 needle hole, for needle sizes 16 and 18, in $\frac{11}{32}$ - $\frac{11}{32}$ - $\frac{11}{32}$ in. gauge, for 236155
236271	—	Throat Plate, 46 needle hole, for needle sizes 16 and 18, in $\frac{11}{32}$ - $\frac{3}{8}$ - $\frac{11}{32}$ in. gauge, for 236177
236255	—	Throat Plate, 46 needle hole, for needle sizes 16 and 18, in $\frac{11}{32}$ - $\frac{11}{32}$ - $\frac{11}{32}$ in. gauge, for 236163
236254	—	Throat Plate, 46 needle hole, for needle sizes 16 and 18, in $\frac{3}{16}$ - $\frac{11}{32}$ - $\frac{3}{16}$ in. gauge, for 236162
236250	—	Throat Plate, 46 needle hole, for needle sizes 16 and 18, in $\frac{1}{8}$ - $\frac{3}{8}$ - $\frac{1}{8}$ in. gauge, for 236159
236252	—	Throat Plate, 46 needle hole, for needle sizes 16 and 18, in $\frac{1}{8}$ - $\frac{1}{8}$ - $\frac{1}{8}$ in. gauge, for 236160
236257	—	Throat Plate, 46 needle hole, for needle sizes 16 and 18, in $\frac{1}{8}$ - $\frac{11}{32}$ - $\frac{1}{8}$ in. gauge, for 236165
236258	—	Throat Plate, 46 needle hole, for needle sizes 16 and 18, in $\frac{1}{8}$ - $\frac{3}{16}$ - $\frac{1}{8}$ in. gauge, for 236165
236259	—	Throat Plate, 46 needle hole, for needle sizes 16 and 18, in $\frac{1}{8}$ - $\frac{3}{8}$ - $\frac{1}{8}$ in. gauge, for 236165
236270	—	Throat Plate, 46 needle hole, for needle sizes 16 and 18, in $\frac{1}{8}$ - $\frac{1}{8}$ - $\frac{1}{8}$ in. gauge, for 236176
236273	—	Throat Plate, 46 needle hole, for needle sizes 16 and 18, in $\frac{11}{32}$ - $\frac{1}{8}$ - $\frac{11}{32}$ in. gauge, for 236179

No.	Plate	Name
236256	—	Throat Plate, 46 needle hole, for needle sizes 16 and 18, in $\frac{11}{32}$ - $\frac{11}{32}$ - $\frac{11}{32}$ in. gauge, for 236164
236274	—	Throat Plate, 46 needle hole, for needle sizes 16 and 18, in $\frac{11}{32}$ - $\frac{11}{32}$ - $\frac{1}{8}$ in. gauge, for 236154
236276	—	Throat Plate, 46 needle hole, for needle sizes 16 and 18, in $\frac{1}{8}$ - $\frac{1}{8}$ - $\frac{1}{8}$ in. gauge, for 236289


**ILLUSTRATIONS OF PARTS
FOR
MACHINES
Nos. 131w103 and 131w104**

PLATE 10881—FULL SIZE


225461



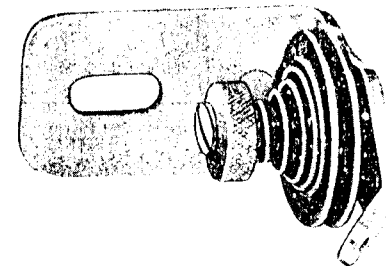
200082 202104



2102



225462



202407



201490



201572



Property of: Diamond Needle Corp

PLATE 10880—FULL SIZE

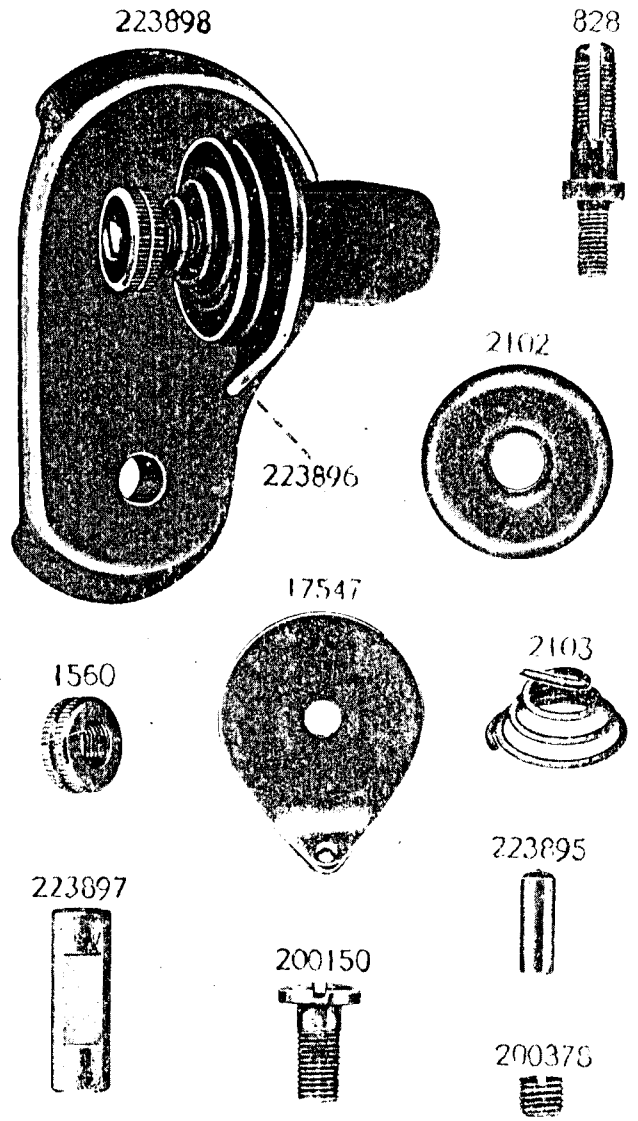
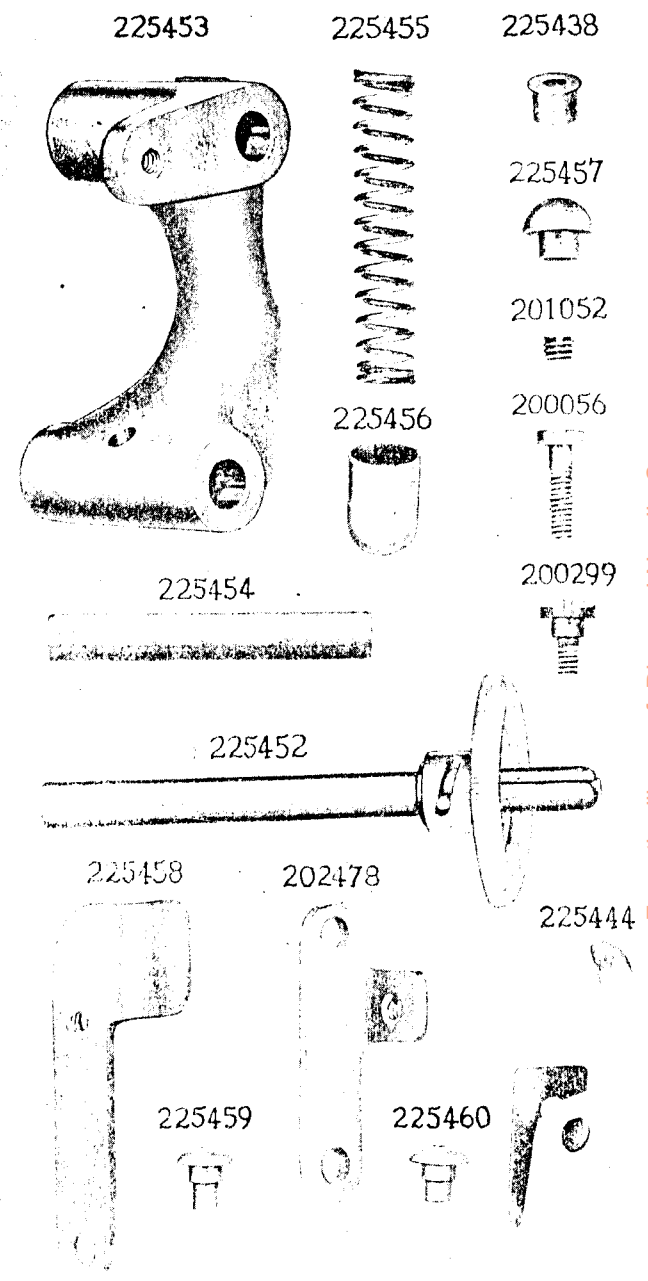


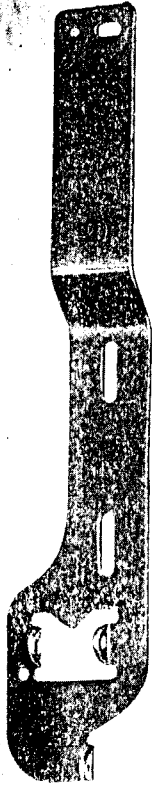
PLATE 10882—FULL SIZE



From the library of: Diamond Needle Corp

PLATE 10883—ONE-FOURTH SIZE

225463



202473



225436




PLATE 11614—FULL SIZE

202799



200056



200221



200380



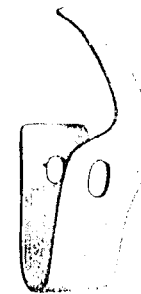
200299



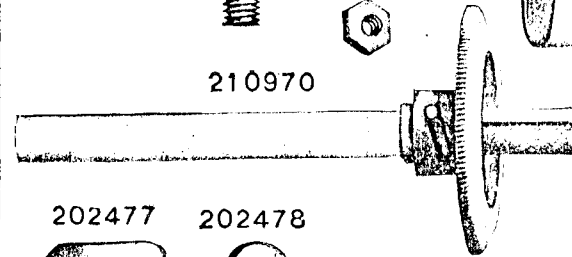
201537



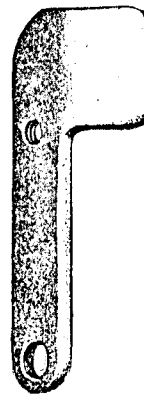
210971



210970



202477




202478



200224



200262



From the library of: Diamond Needle Corp

PLATE 11615 - ONE-HALF SIZE

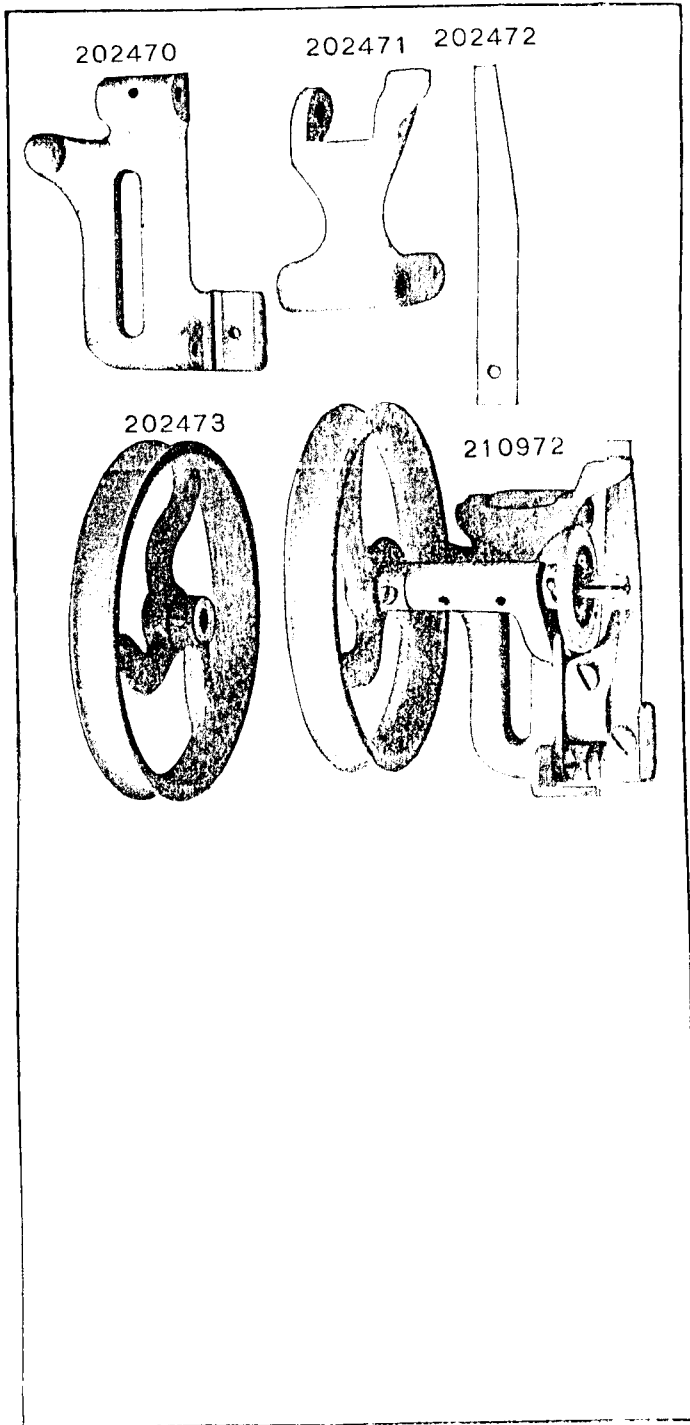


PLATE 12345 - ONE-HALF SIZE

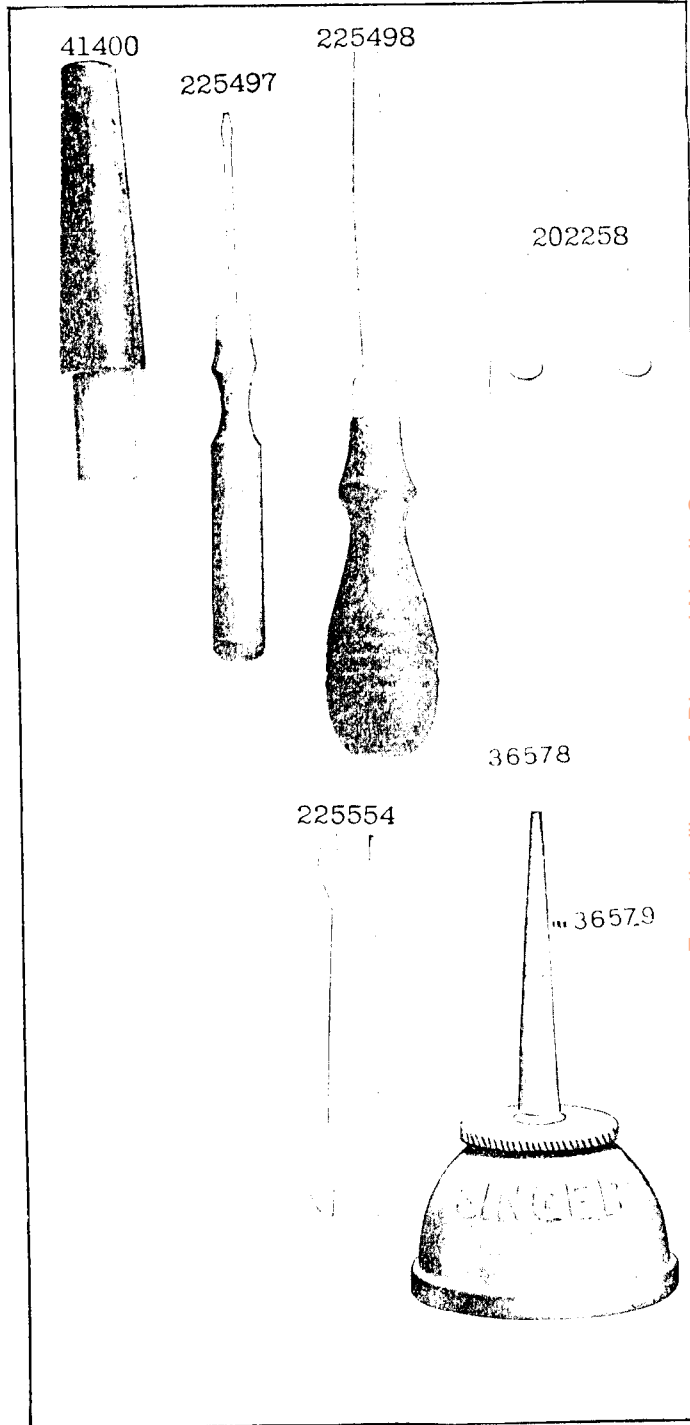


PLATE 13213-ONE-FOURTH SIZE


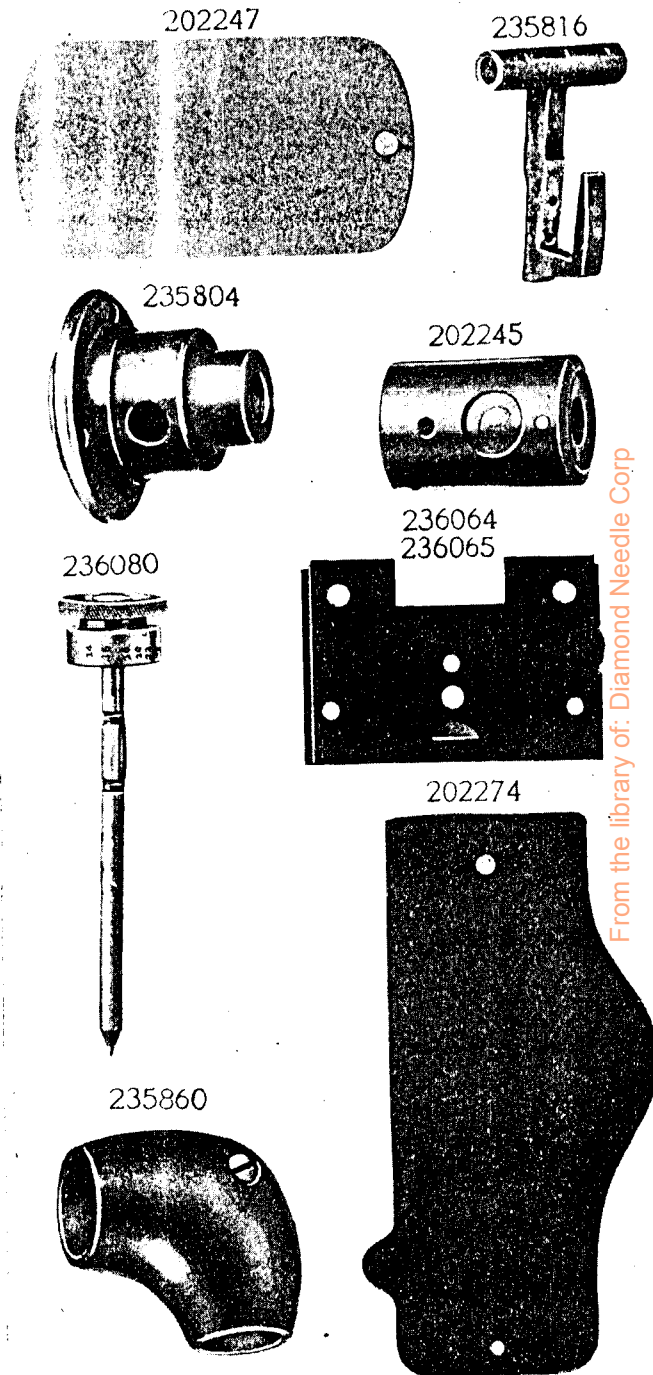


PLATE 13501-ONE-HALF SIZE



From the library of: Diamond Needle Corp

PLATE 13502—FULL SIZE

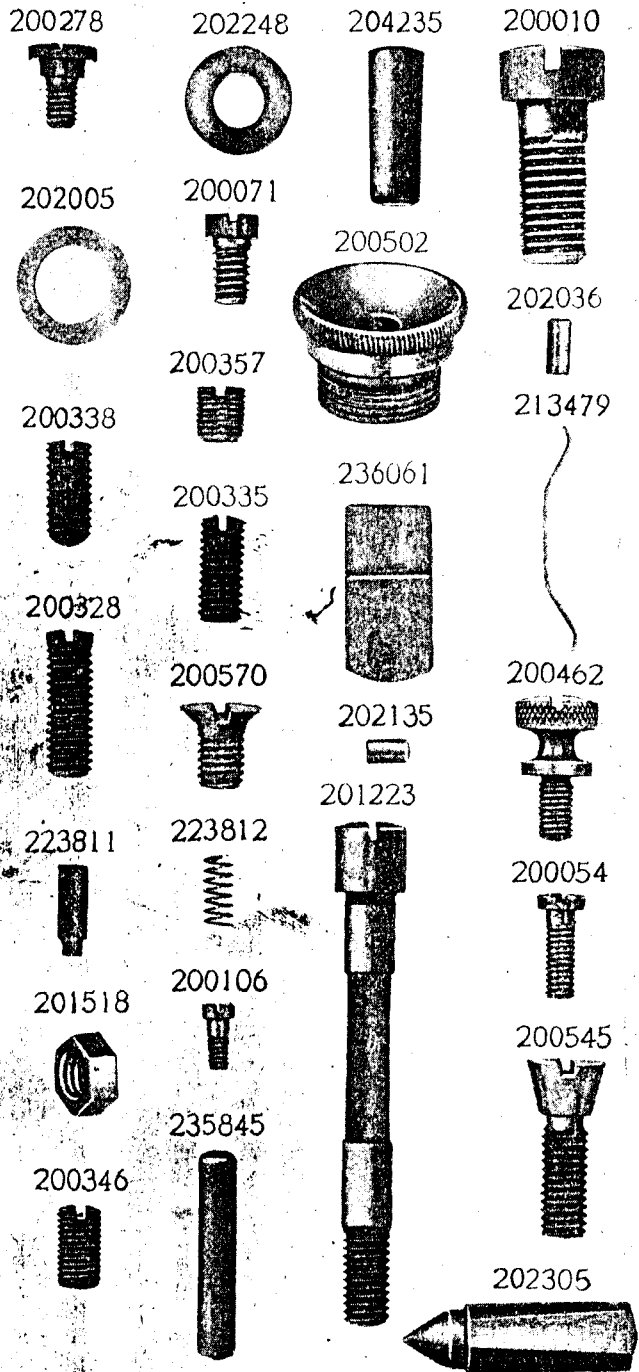
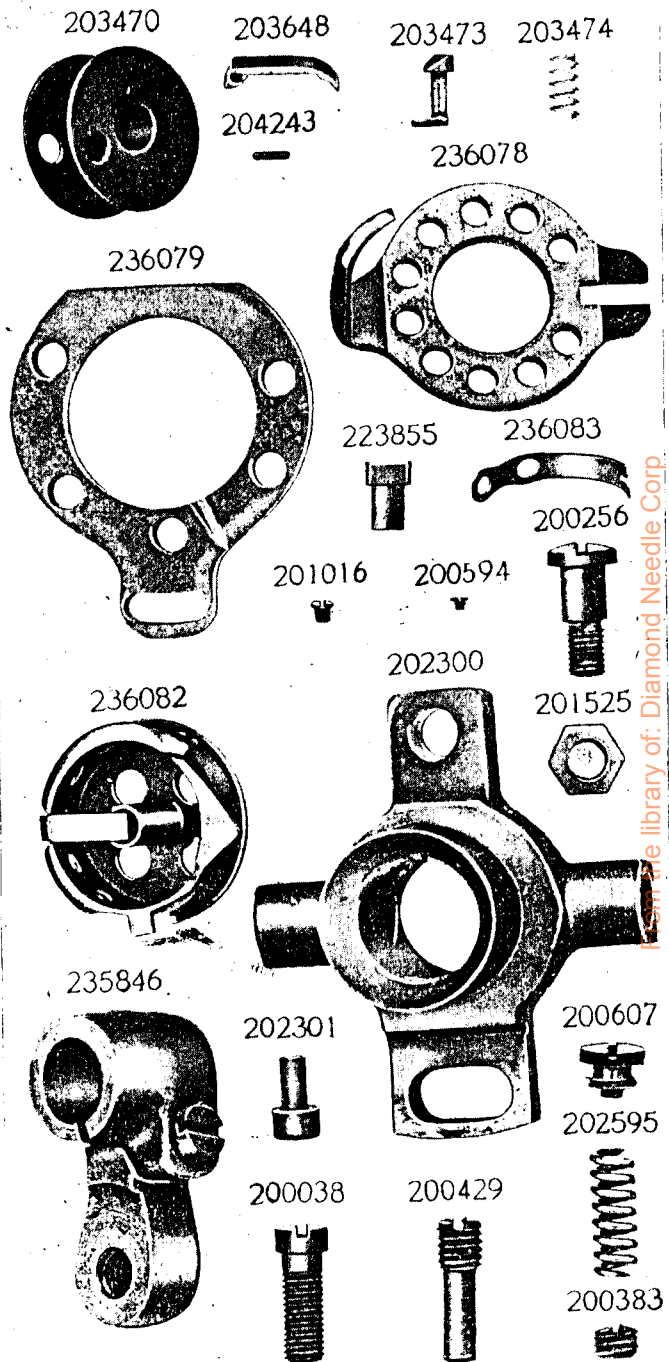


PLATE 13503—FULL SIZE



From the library of: Diamond Needle Corp.

PLATE 13504—ONE-FOURTH SIZE

235803 235843 235848 213354 235856

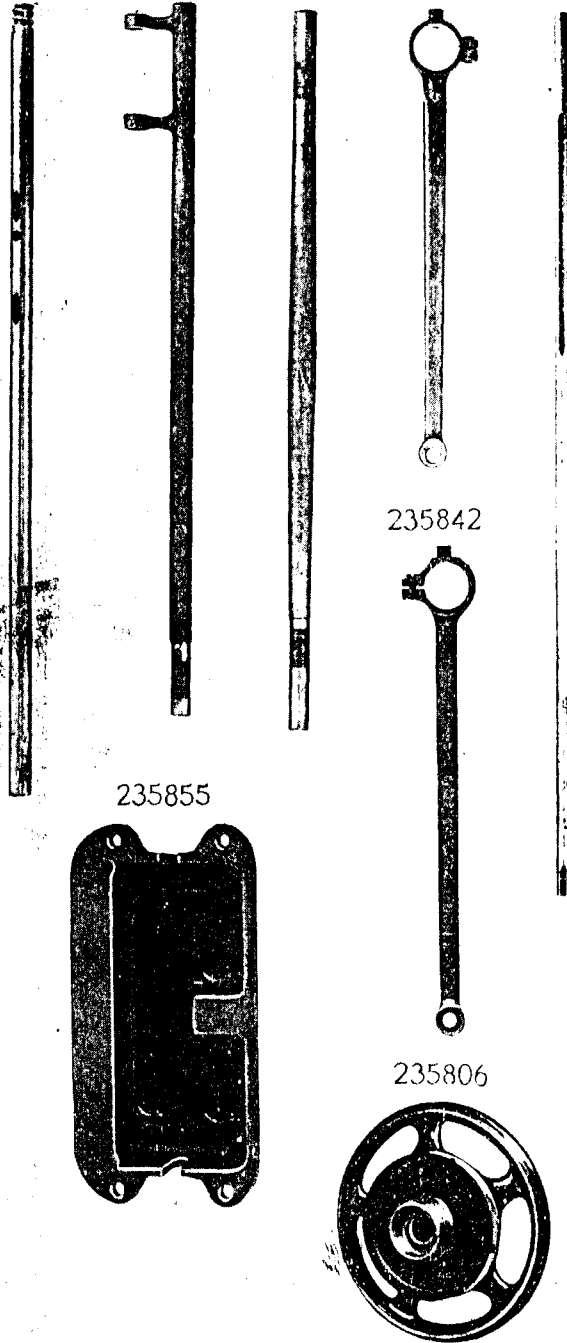
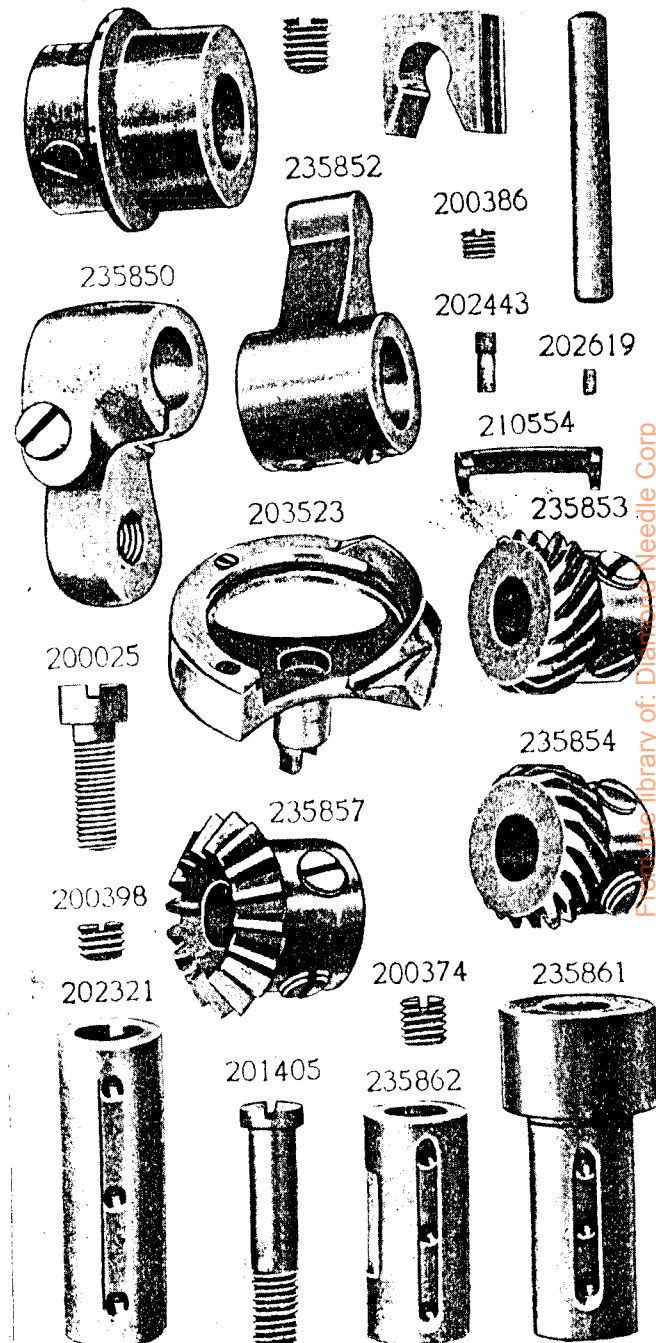


PLATE 13505—FULL SIZE

235847 200396 235851 235849



Free library of: Dialysis Needle Corp

PLATE 13506—FULL SIZE

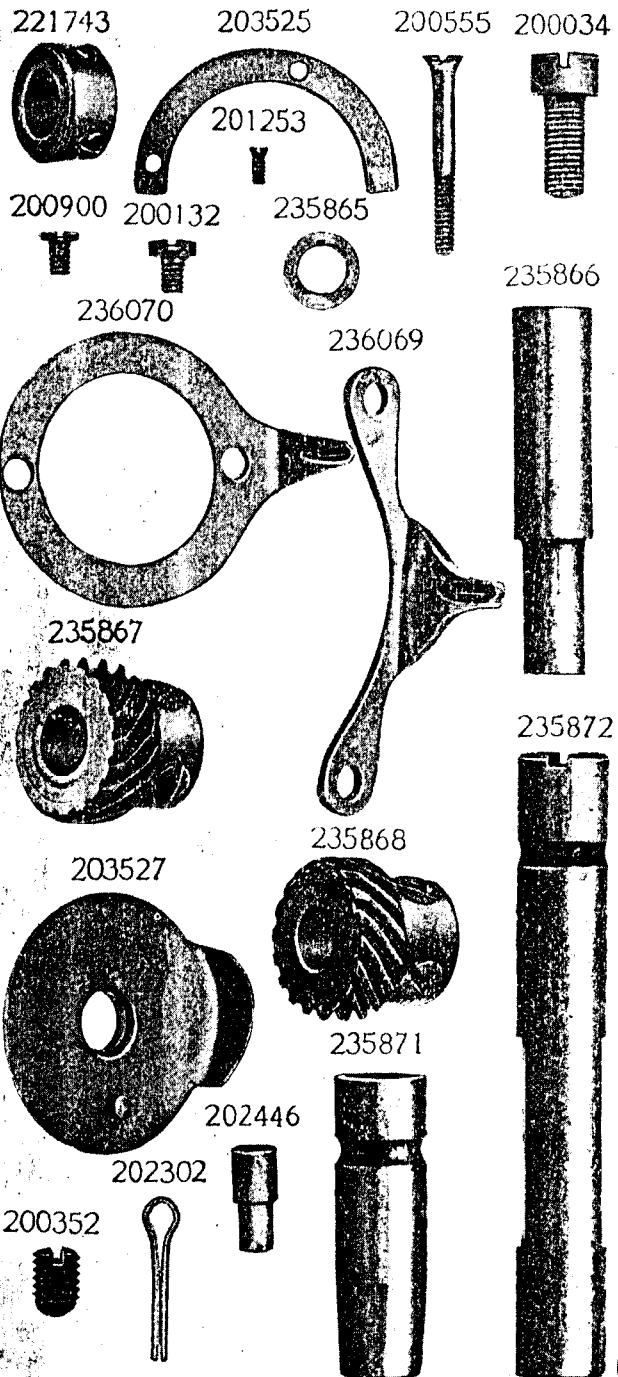
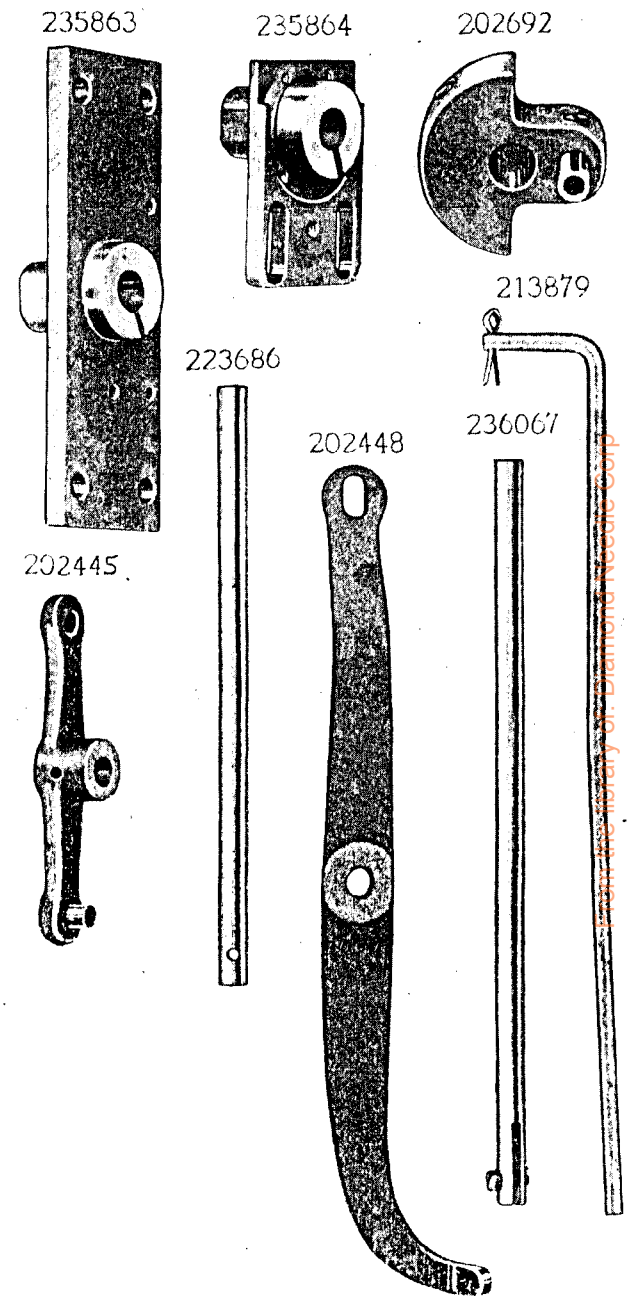


PLATE 13507—ONE-HALF SIZE



with the library of Diamond Needle Corp

PLATE 13508—FULL SIZE


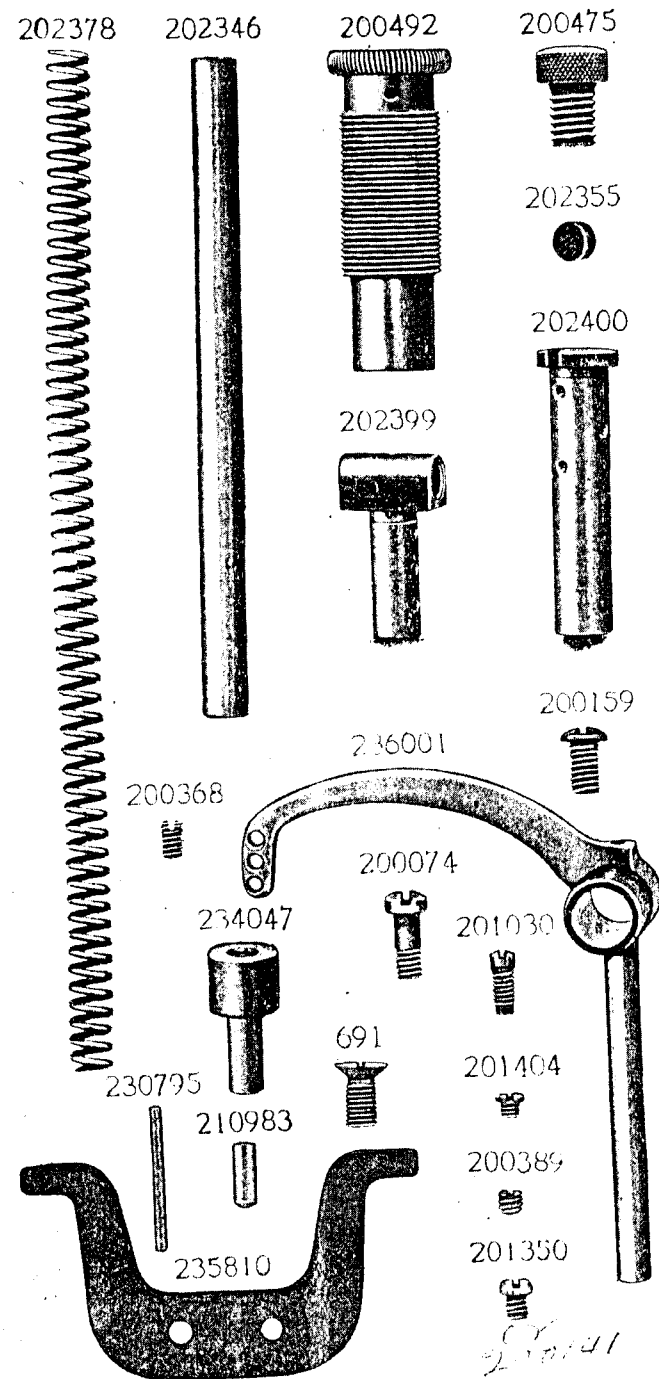


PLATE 13509—FULL SIZE



From the library of: Diamond Needle Corp

15102
200141

PLATE 13510—FULL SIZE

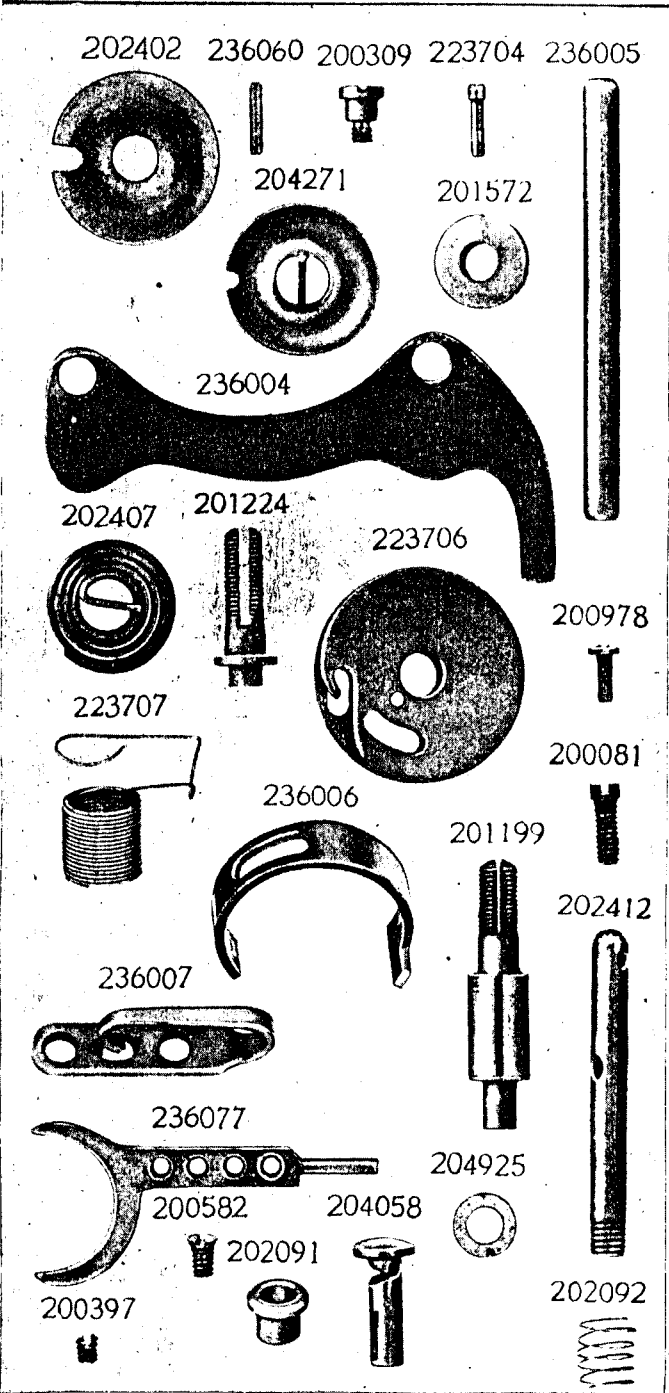
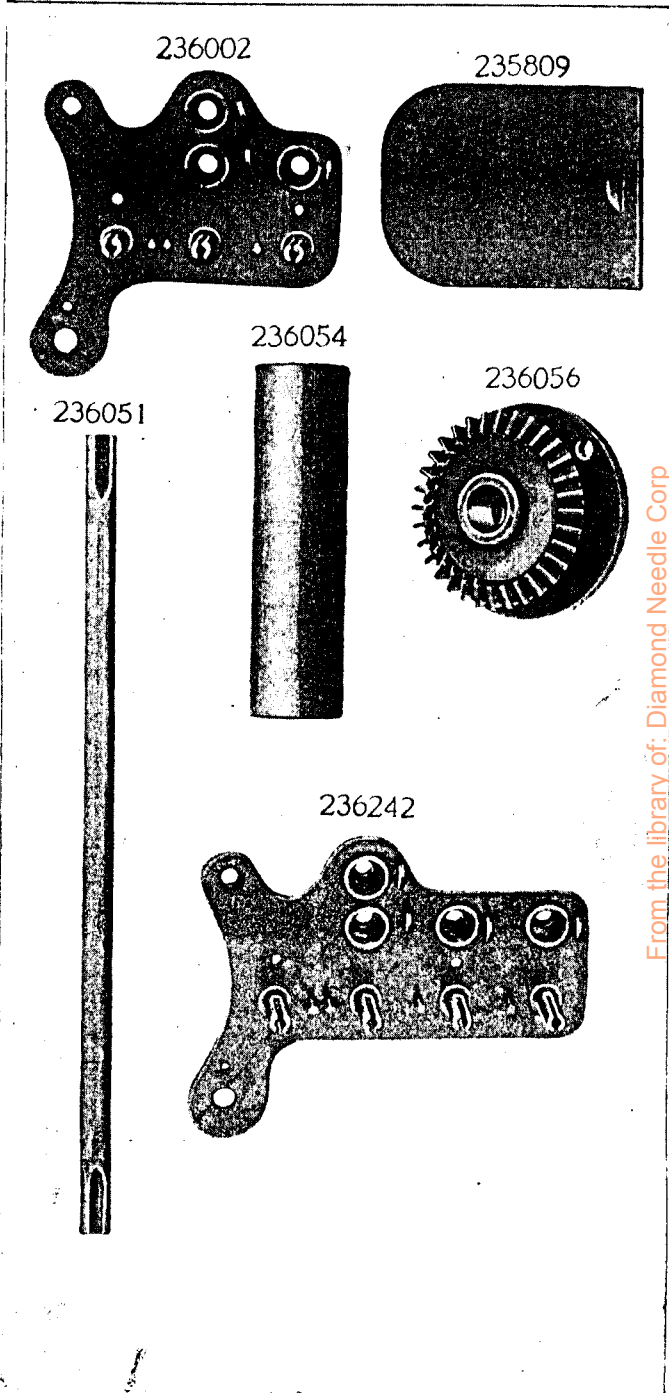


PLATE 13511—ONE-HALF SIZE



From the library of: Diamond Needle Corp

PLATE 13512—FULL SIZE

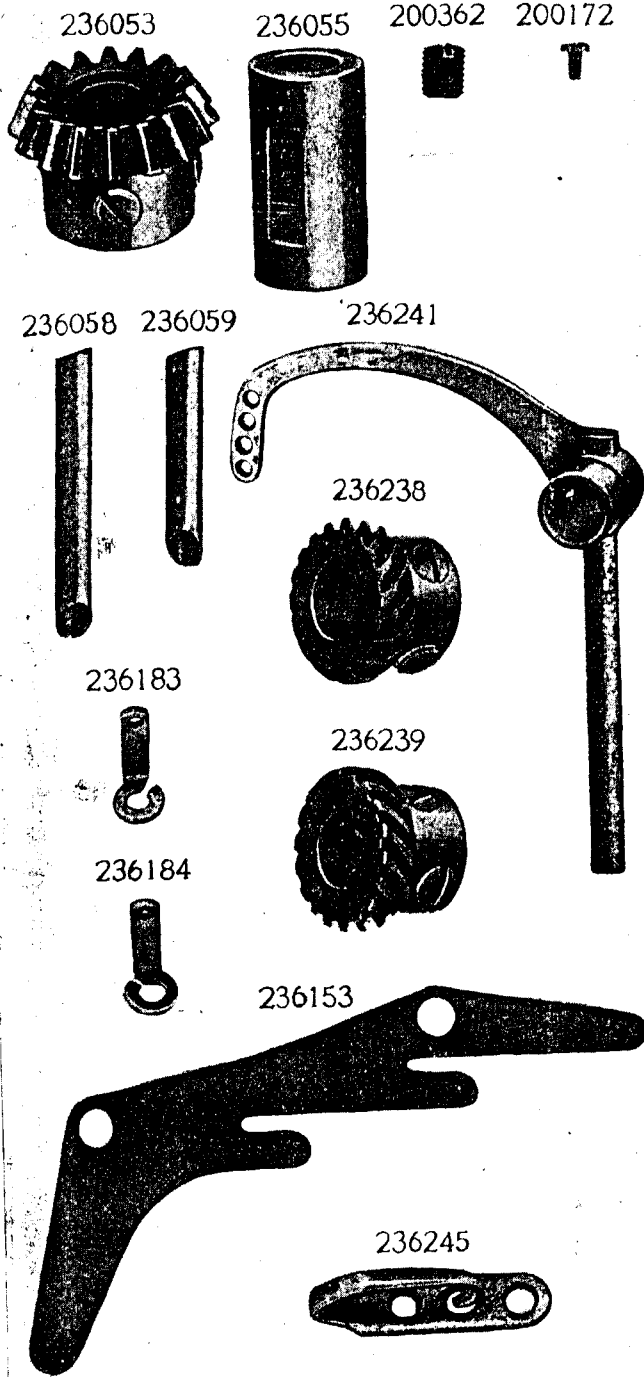
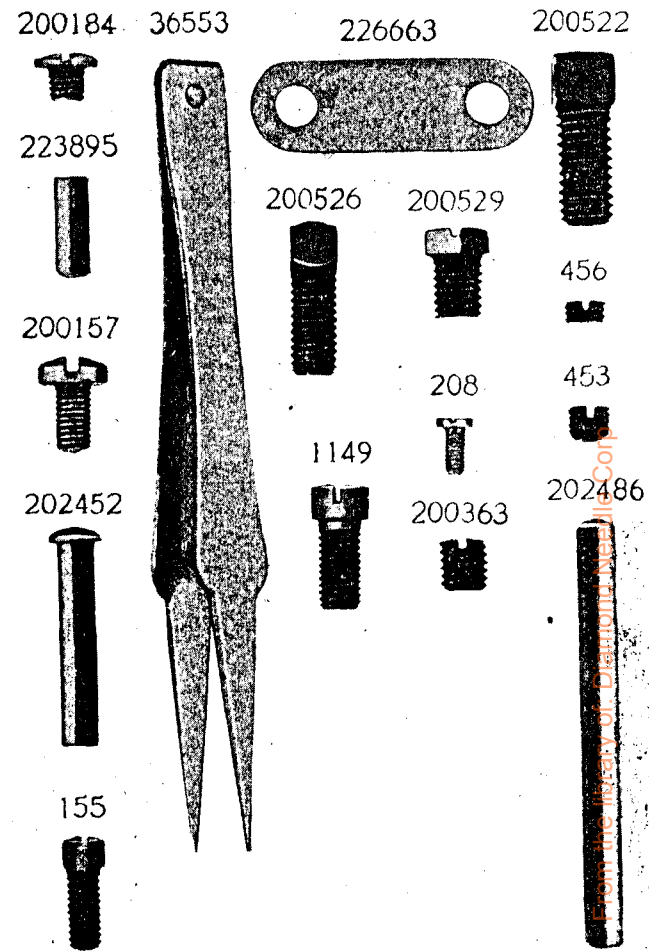



PLATE 13513—FULL SIZE



From the library of Distomat, Inc. Col.

PLATE 13514—ONE-HALF SIZE

235813



235811


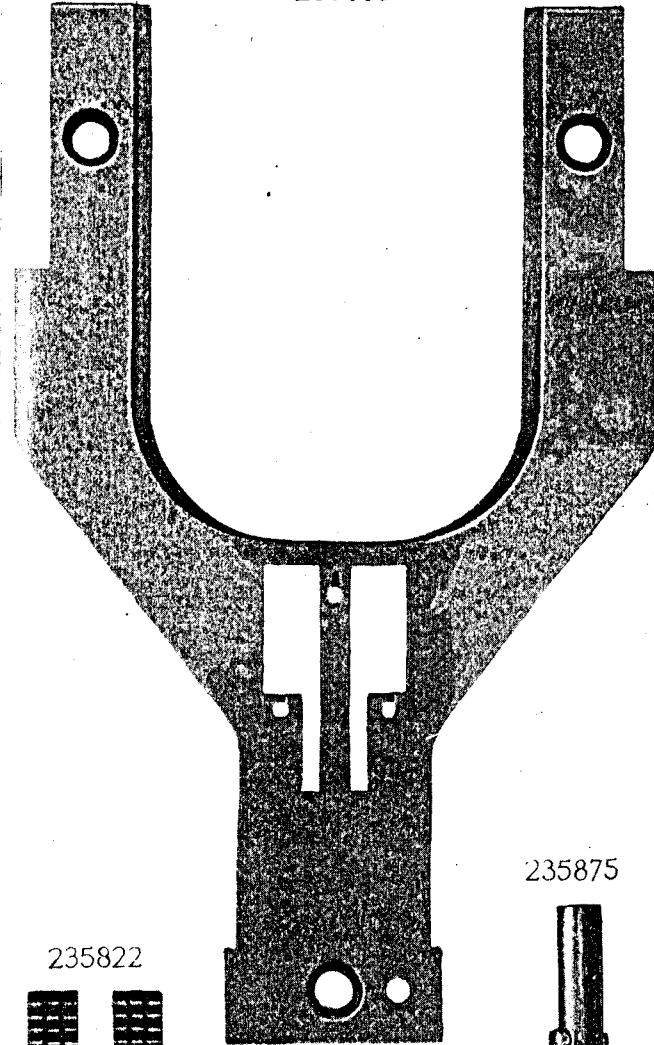


PLATE 13515—FULL SIZE


236013



235822



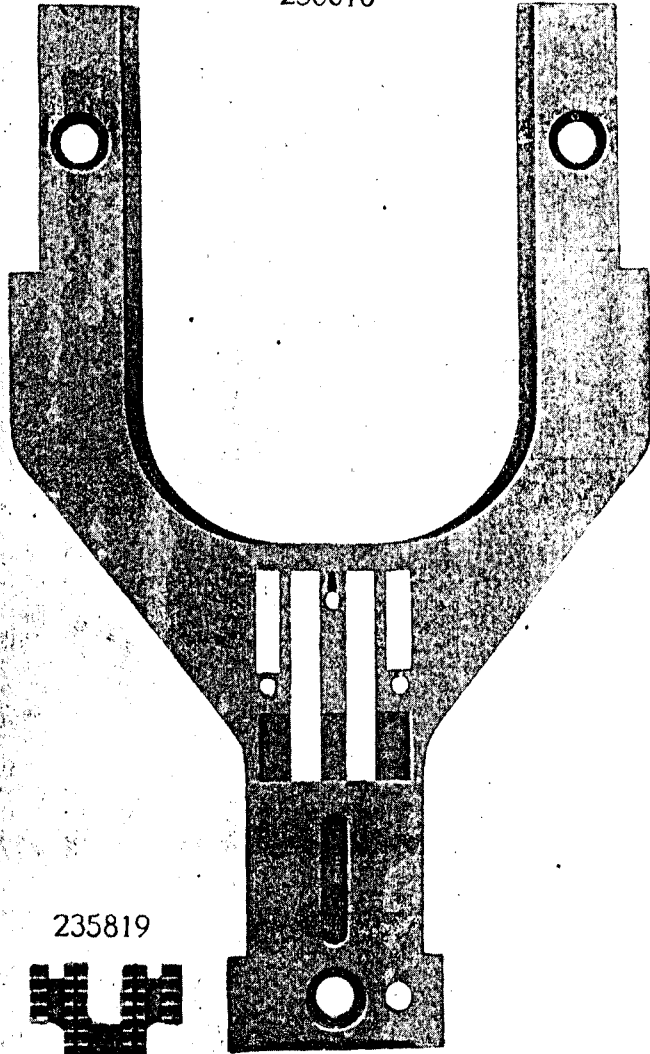
235875



From the library of: Diamond Needle Corp

PLATE 13516—FULL SIZE

236010



235819



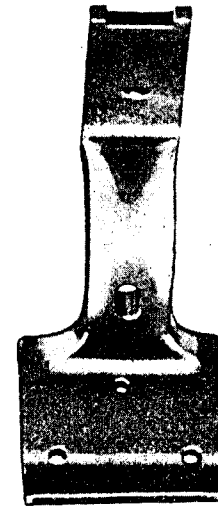


PLATE 13517—FULL SIZE


235918




235919



235921



235922



From the library of: Diamond Needle Corp

PLATE 13518—ONE-FOURTH SIZE

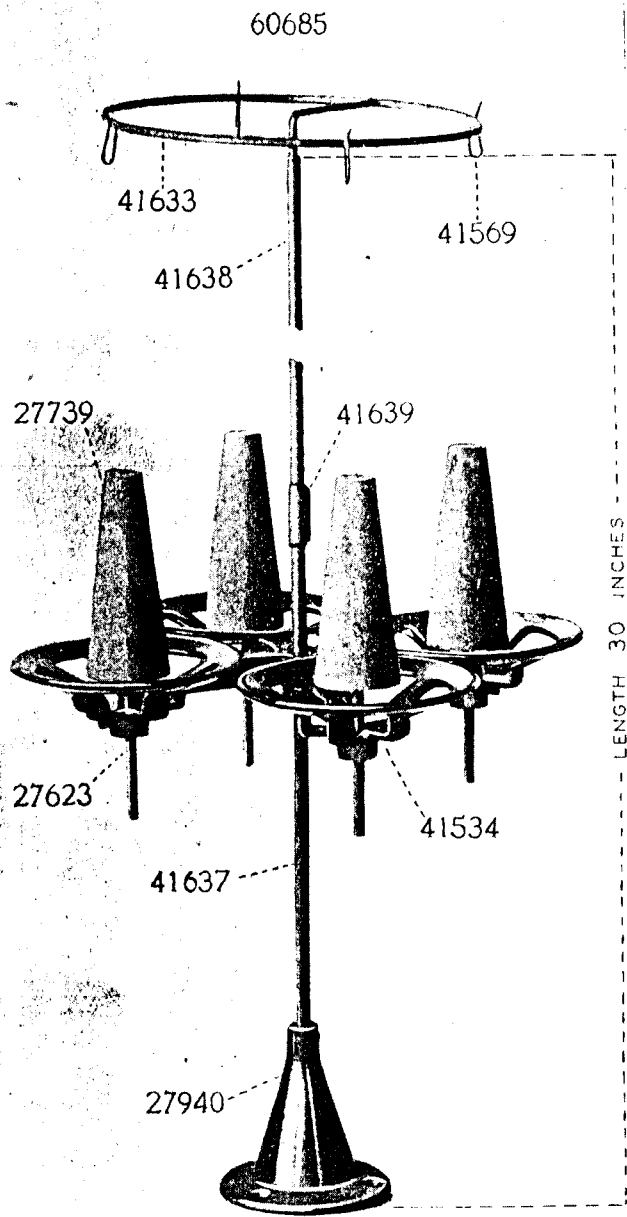




PLATE 13519—ONE-HALF SIZE

236342



236341




236262

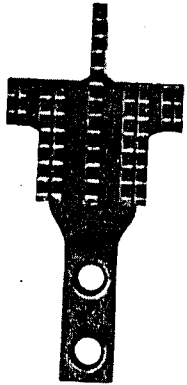


From the library of: Diamond Needle Corp

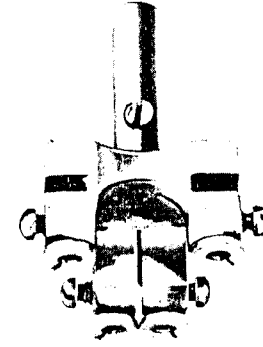
236263



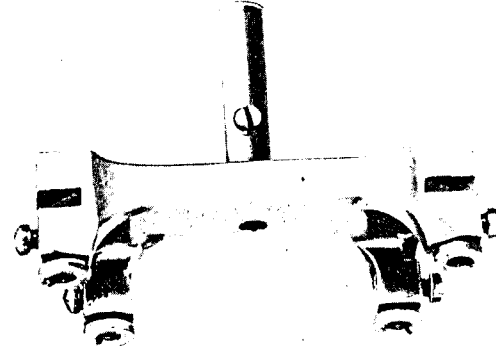
236169



236364



236368



236168





PLATE 13522—FULL SIZE

236208



206335



236321



236193



236320



236199



236319


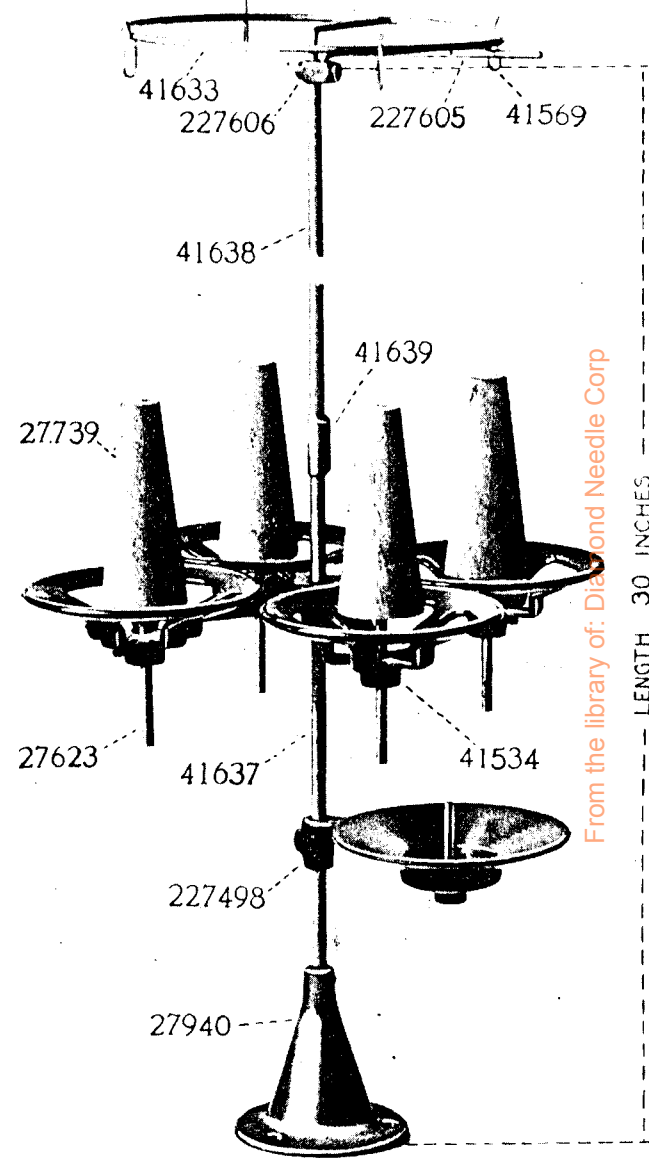


PLATE 13523—ONE-FOURTH SIZE

227775



41633

227606

227605

41569

41638

41639

27739

27623

41637

41534

227498

27940

LENGTH 30 INCHES

From the library of: Diamond Needle Corp